




# Measure T1 Funding Gap Recommendations

Budget and Finance Policy Committee  
4 May 2023

# MEASURE T1 UPDATE

Your 2016 Infrastructure  
Bond at Work



[www.cityofberkeley.info/MeasureT1](http://www.cityofberkeley.info/MeasureT1)

# COMPLETED PROJECTS



University Ave.



North Berkeley Senior Center



Strawberry Creek Park



Adult Mental Health Center



San Pablo Park

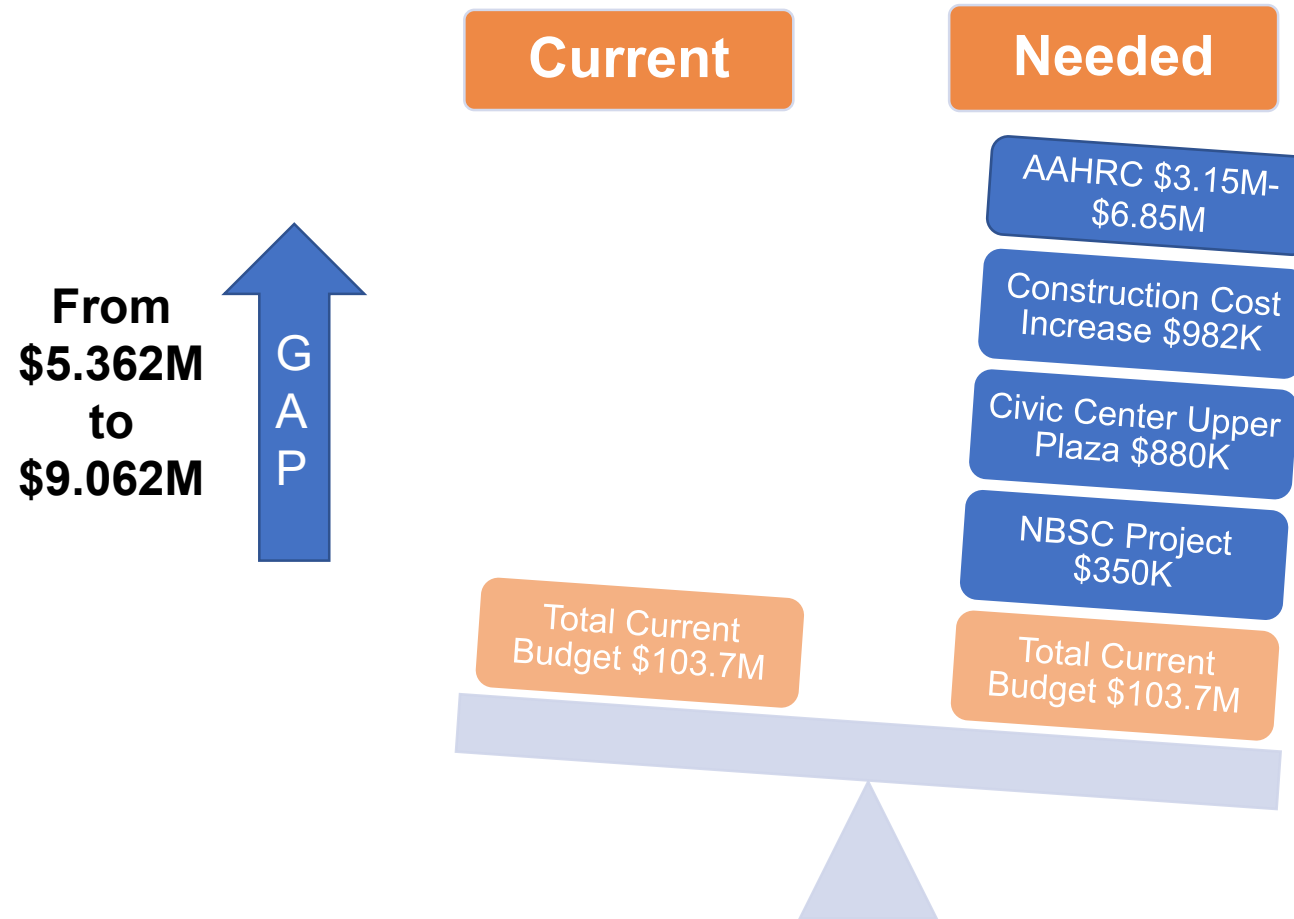
# T 1 FACTS

- Bond measure passed in November 2016
- \$103M of bond measure funds and interest combined with \$45M plus in leveraged funds to complete 76 projects
- Projects completed in 9 years, three years less than initially proposed (FY18- FY26)
- Projects recommended by Public Works and Parks and Waterfront Commissions after lengthy public process for Phase 1 and 2 selections
- Bond proceeds can only be used for project related costs
- All bond expenditures audited every two years (2020, 2022, 2024, 2026)

# PURPOSE

- Review T1 funding gap
- Discussion of non-CIP funding sources
- Discussion of current CIP projects and funding sources
- Options for Council action


# MEASURE T1 FUNDING GAP



## Council Jan 31, 2023 Direction:

- Fully Fund African American Holistic Resource Center & the Upper Civic Center Plaza Improvements - Turtle Island Monument
- Use criteria to develop funding options
  - Public-facing
  - Public-serving
  - Leveraging funds
  - Significant planning
- Funding options - grants, excess equity, other funding sources and project deferral
- Recommendations for AAHRC based on size

# TIMING OF FUNDING NEED





# ALTERNATIVE FUNDING SOURCES

- Use of Worker's Compensation Fund
- Use of General Fund Fund Balance
- Use of FY 2024 Streets Funding
- Use of General Fund FY 2022 Excess Equity
- Use of General Fund Reserves
- Use of Public Liability Fund
- Use of CIP Fund

## Review of all Capital Projects in Attachments 3a, 3b and 3c:

1. Council Criteria from 1/31 Meeting
  - Public-Facing
  - Public-Serving
  - Leveraging Funds
  - Significant Planning
2. Project Progress
3. Identified Funding Spent to Date
4. Funding Source

# OPTION 1

Option 1 – Identify the \$2,076,750 needed for FY24 and commit to either the 4,000 or 6,000 square foot AAHRC and allocate the needed funding (\$3.15M or \$6.85M) in FY25.

## Option 1a

- Use funding from FY22 Excess Equity (\$240K)
- Reassign \$400K of T1 street funds
- Defer the following projects (totaling \$1.58M) to the FY25 budget process:
  - \$400K of PRW FY24 GF CIP for Cedar Rose Playgrounds
  - \$680K of T1 for Ohlone Lighting
  - \$500K of T1 for NBSC Solar Battery Storage

## Option 1b

- Reassign \$2,076,750 of T1 street funds

# OPTION 2

Option 2 – Identify all \$9,062,000 in funding needed for the shortfall in all 11 T1 projects, including the 6,000 square foot AAHRC.

## Option 2a

- Use funding from FY22 Excess Equity (\$240K)
- Reassign \$6.75M of T1 street funds
- Defer the following projects (totaling \$2.072M) to the FY25 budget process:
  - \$400K of PRW FY24 GF CIP for Cedar Rose Playgrounds
  - \$522K of 40% of FY23 GF for Cameras in the Public Right of Way
  - \$300K of FY23 CIP Funds for 62<sup>nd</sup> Street Conversion to Cul De Sac
  - \$350k of FY23 CIP Fund Allocation for Dredging of South Sailing Basin
  - \$500K of T1 funding for NBSC Solar Battery Storage

## Option 2b

- Use funding from FY22 Excess Equity (\$240K)
- Reassign \$1.197M of T1 street funds
- Defer the following projects (totaling \$7.625M) to the FY25 budget process:
  - \$2.8M of T1 funding for Tom Bates Restroom and community space
  - \$1.5M of T1 funding for 1947 Center Street HVAC Improvements
  - \$400K of PRW FY24 GF CIP for Cedar Rose Playgrounds
  - \$650K of 50% of FY23 GF for Cameras in the Public Right of Way
  - \$300K of FY23 CIP Funds for 62<sup>nd</sup> Street Conversion to Cul De Sac
  - \$350K of FY23 CIP Fund Allocation for Dredging of South Sailing Basin
  - \$500K of T1 funding for NBSC Solar Battery Storage
  - \$680K of T1 Funding for Ohlone Lighting Project
  - \$445K of T1 Funding for Cesar Chavez Restroom

# OPTION 3

Option 3 – Identify all \$5,361,750 in funding needed for the shortfall in all 11 T1 projects, including the 4,000 square foot AAHRC.

## Option 3a

- Reassign \$5.361M of T1 street funds

## Option 3b

- Use FY22 Excess Equity (\$240K)
- Reallocate \$321,750 of T1 streets funds
- Defer the following projects (totaling \$4.8M) to the FY25 budget process:
  - \$2.8M of T1 funding for Tom Bates Restroom and Community Space
  - \$1.5M of T1 funding for 1947 Center Street Improvements
  - \$500K of T1 funding for NBSC Solar Battery Storage

# NEXT STEPS

- Budget and Finance Policy Committee to discuss staff presentation and provide direction on closing the funding gap to complete Measure T1 Projects during the May 4, 2023 meeting
- City Manager to return to the full City Council at one of the June 2023 meetings with recommendations for how to close the project funding gap.

