

PROPOSED BUDGET

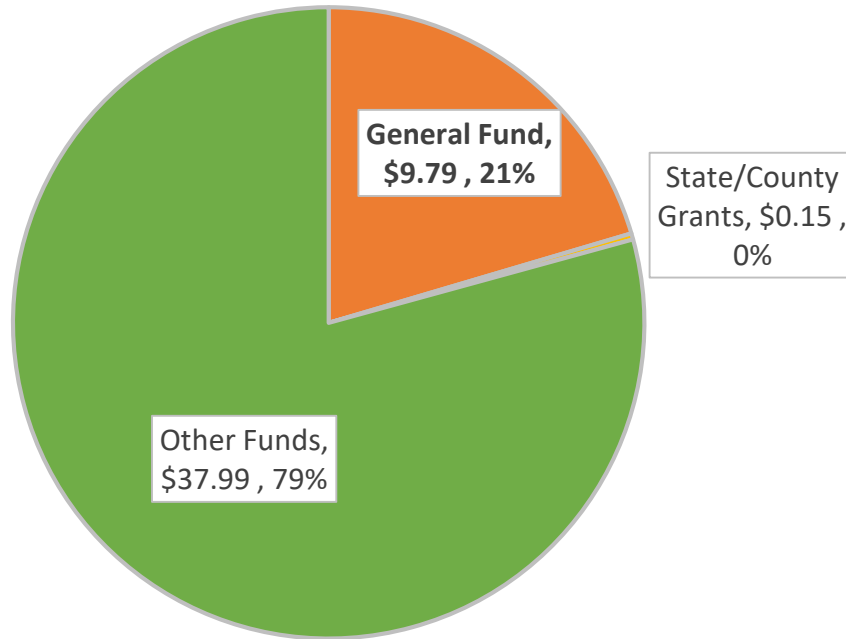
FISCAL YEARS 2025 & 2026

PARKS, RECREATION
& WATERFRONT

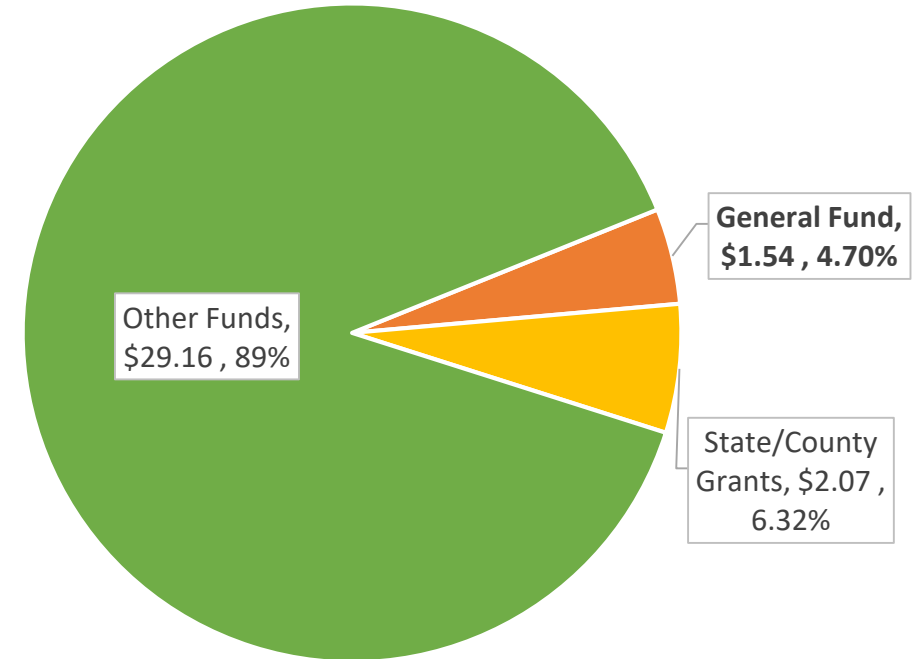


OPERATING BUDGET BY FUNDING SOURCE

FY 25 Operating Budget (\$47.9M)



FY 25 Revenue Budget (\$33M)



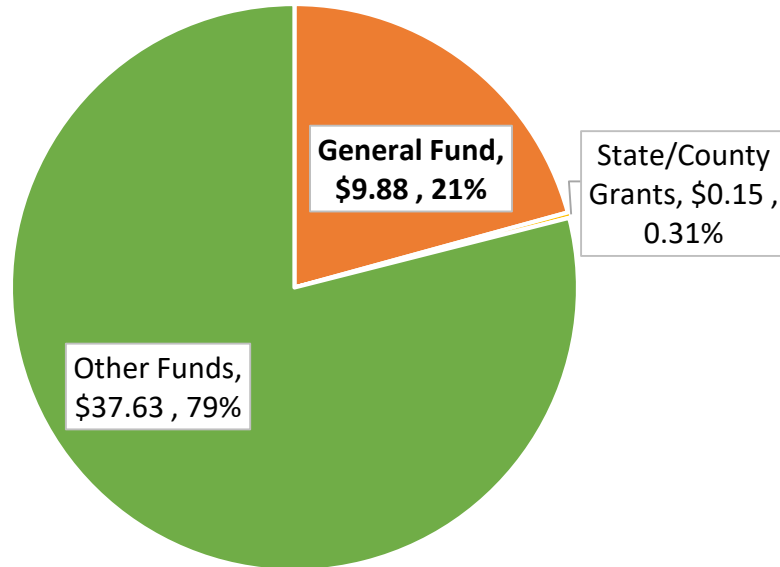
■ General Fund ■ State/County Grants ■ Other Funds

■ General Fund ■ State/County Grants ■ Other Funds

PARKS, RECREATION & WATERFRONT

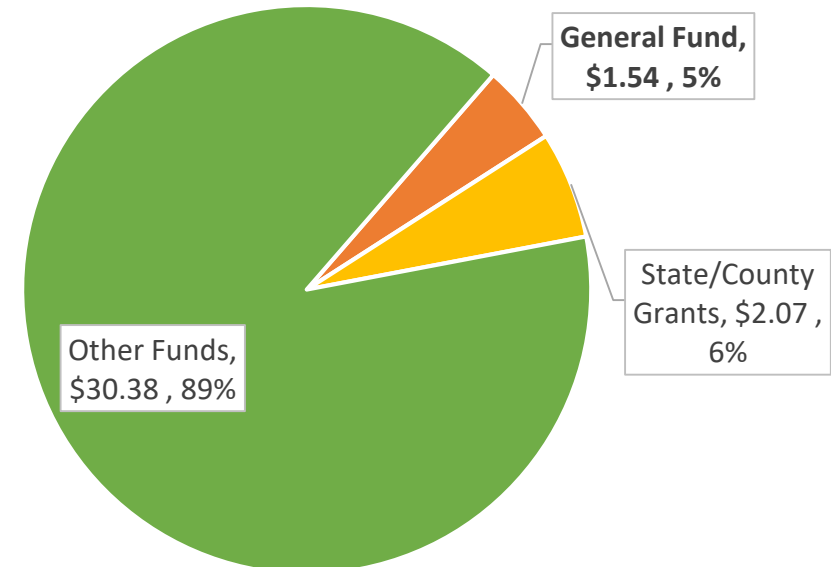
OPERATING BUDGET BY FUNDING SOURCE

FY 26 Operating Budget (\$47.6M)



■ General Fund ■ State/County Grants ■ Other Funds

FY 26 Revenue Budget (\$34M)

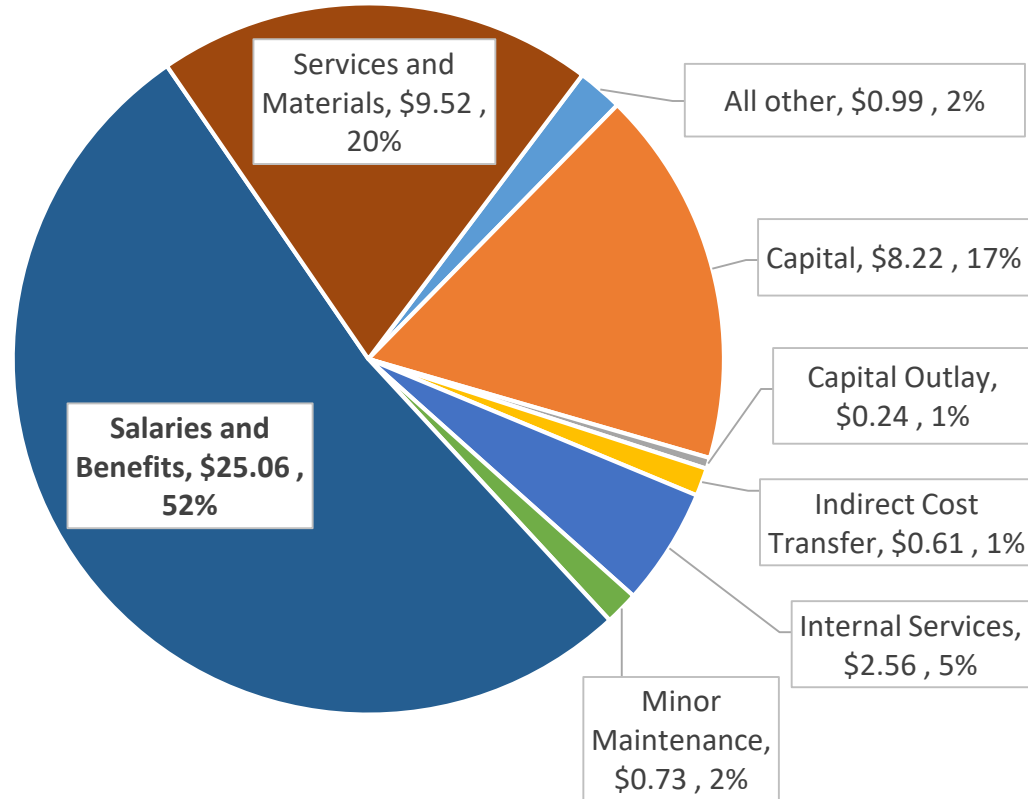


■ General Fund ■ State/County Grants ■ Other Funds

PARKS, RECREATION & WATERFRONT

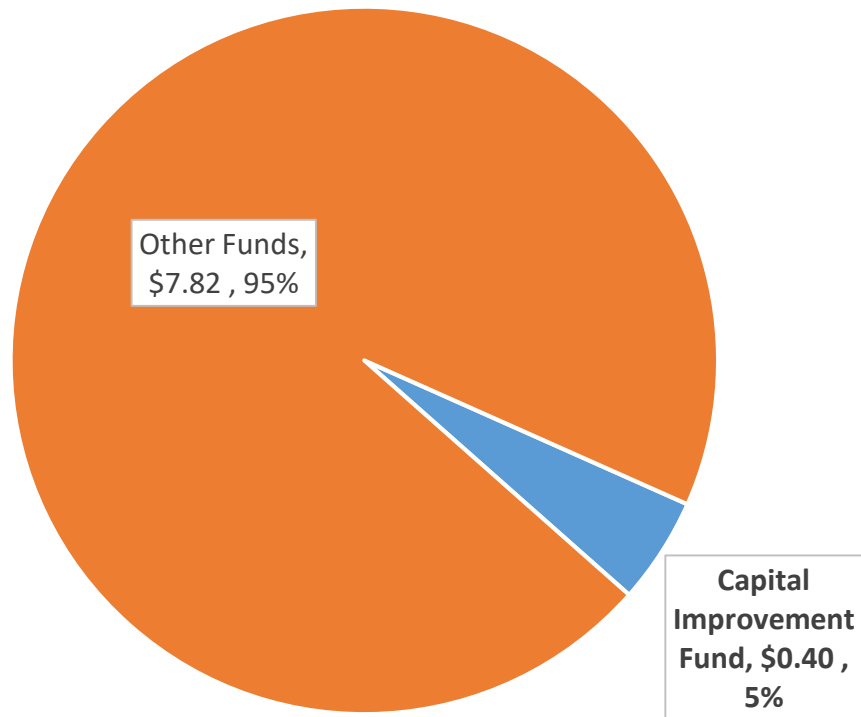
OPERATING BUDGET BY EXPENDITURE

Operating Budget
FY 25 \$47.9M FY 26 \$47.6M

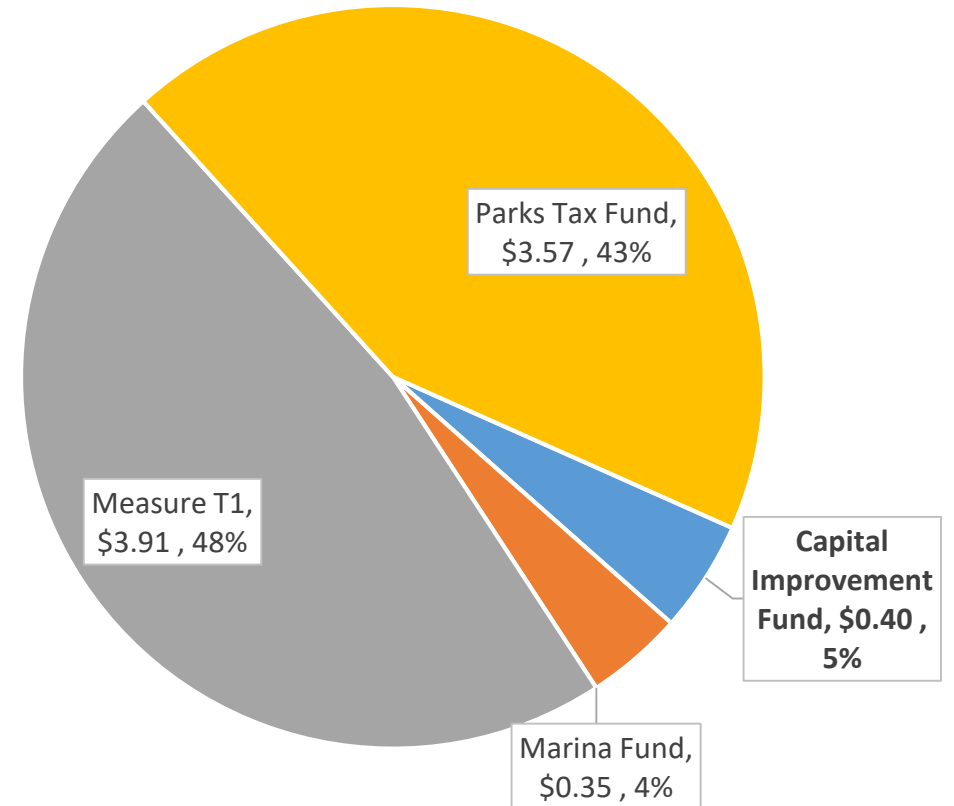


CAPITAL BUDGET BY FUNDING SOURCE

Capital Budget
FY 25 \$8.22M FY26 \$6.84M

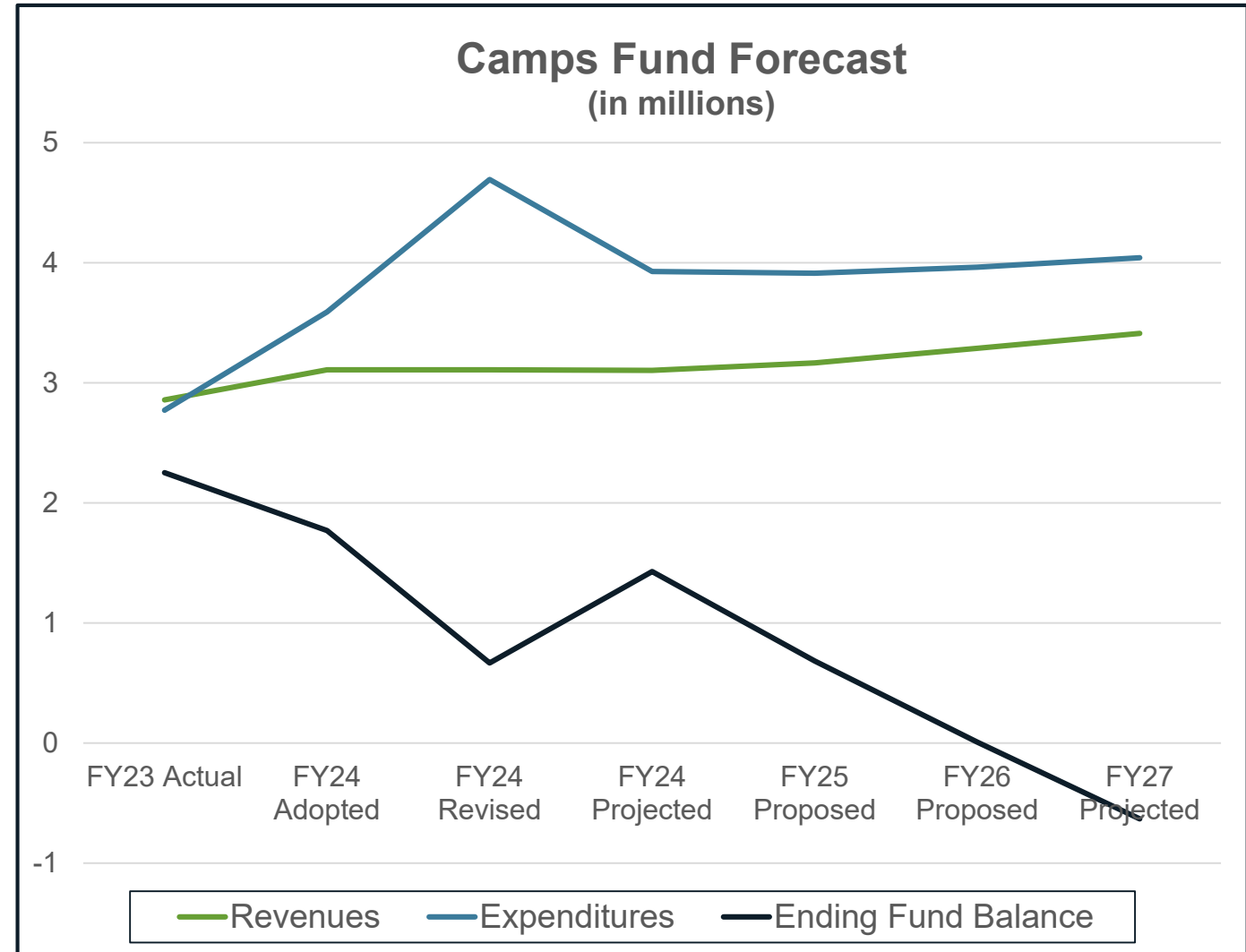


FY 25 Fund Breakdown



CAMPS FUND FORECAST

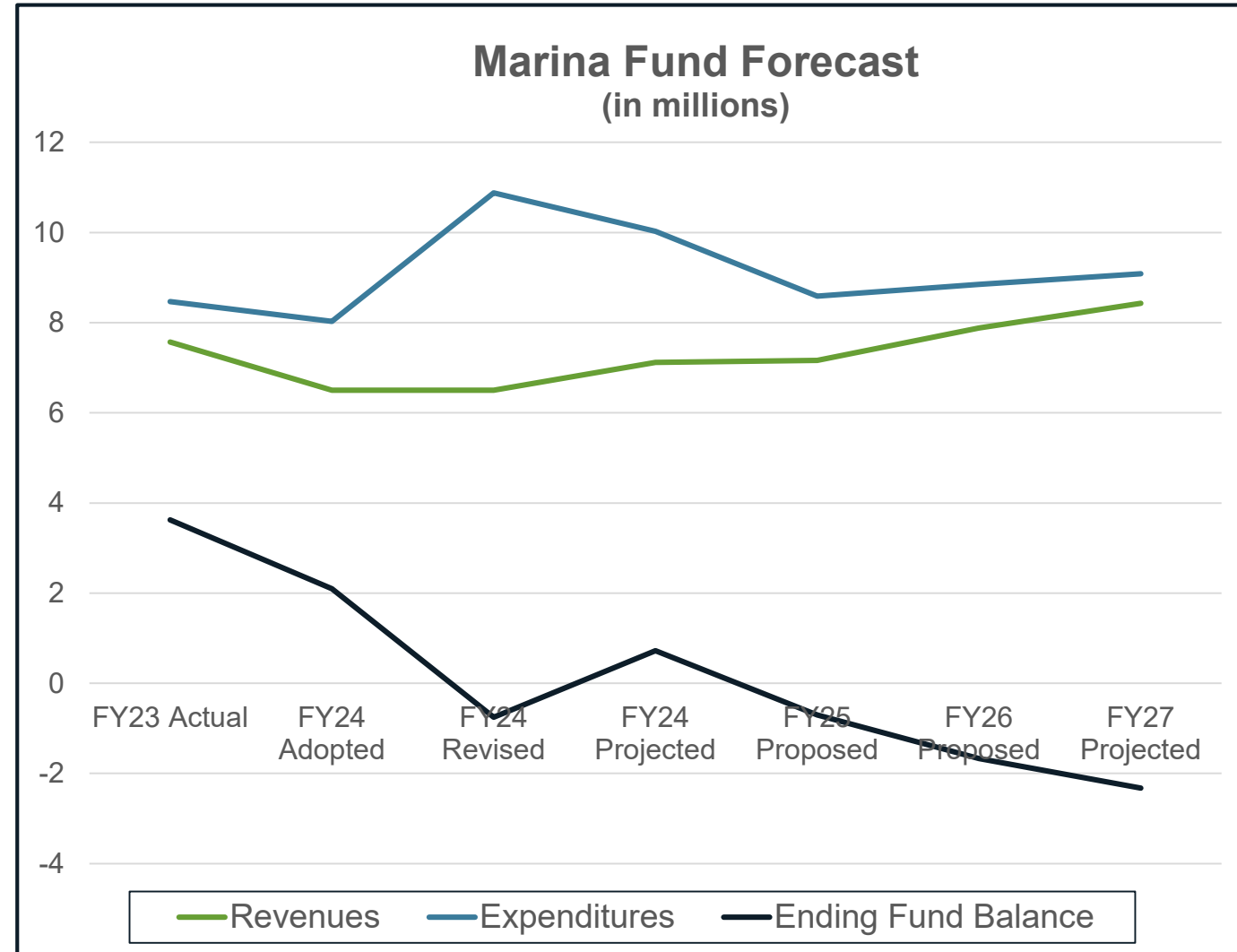
- Fund is fragile, with revenues improving but no reserve balance.
 - Increased FY24 revenue for BTC; strong revenue for Echo Lake Youth and Day Camp.
- Without FY25 and FY26 GF support, scholarships will be dramatically reduced.
- Fund could go negative in FY27 if camp revenue does not continue to improve.
- Unfunded Capital- \$300,000



MARINA FUND FORECAST

- Revenue is improving but needs to maintain momentum to close structural deficit.
 - increase slip occupancy
 - stronger restaurant and hotel performance
 - investments in capital infrastructure
- Fund is expected to go negative in FY25
 - FY25 Need \$703K*
 - FY26 Need \$968K*

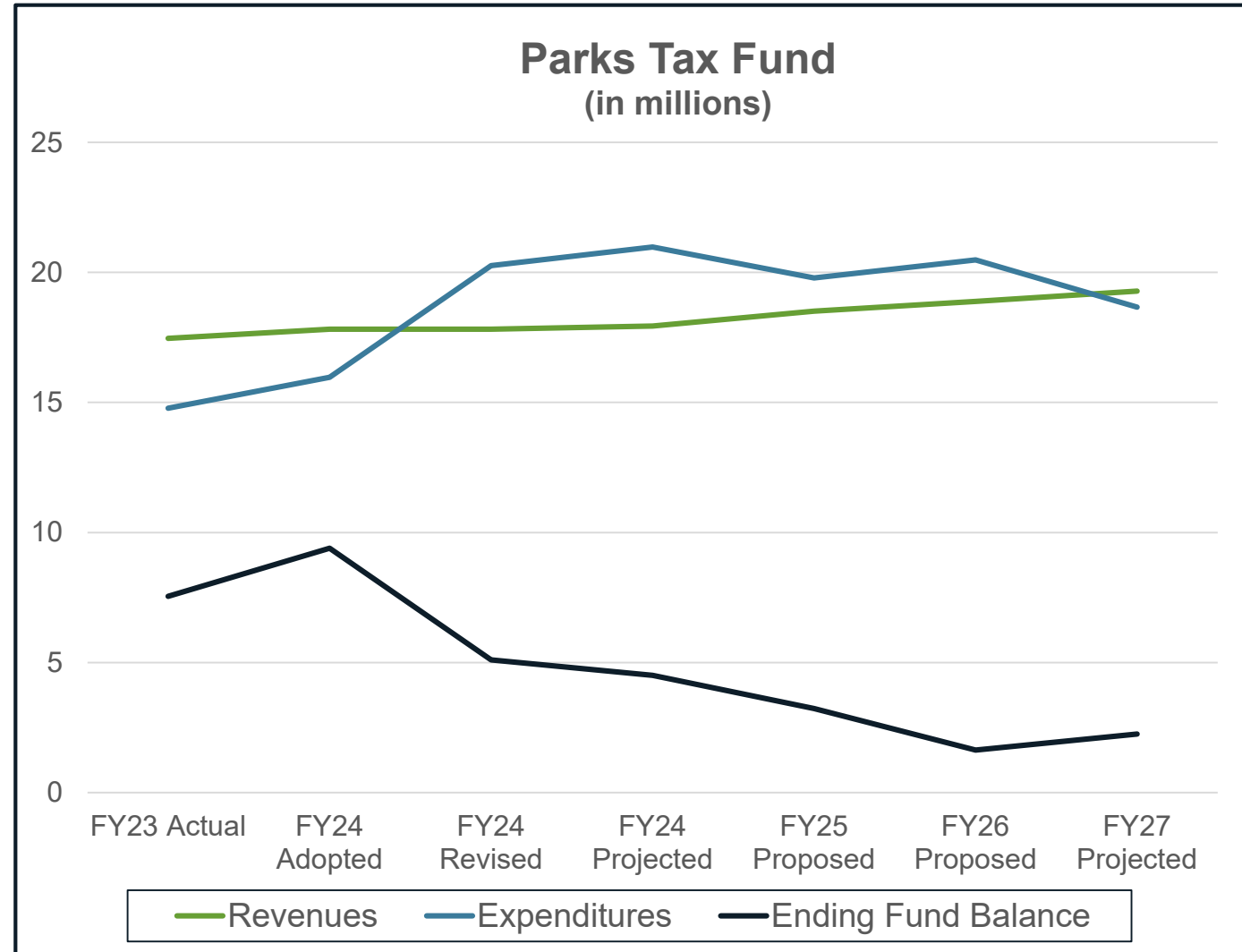
*Includes \$217K of new internal service charges
- Unfunded Capital- \$1,766,000



PARKS TAX FUND FORECAST

- Parks Tax is stable but strained.
 - Reserve rate projected to be 8% in next budget cycle.
- In FY25 Parks Tax is covering 45% of PRW's capital budget:
 - \$3,565,000* – Parks Tax
 - \$3,908,334 - Measure T1
 - \$400K – GF (CIP)
- Unfunded Capital- \$4,385,000

**Increased this year from typical allocation of \$1.065M, to cover most urgent needs.*



PARKS, RECREATION & WATERFRONT

STAFFING

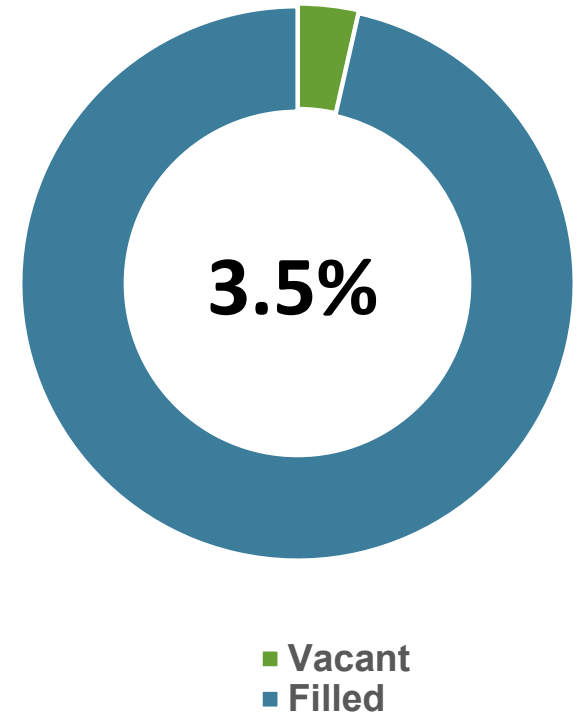
	Adopted			Proposed		Requested	
	FY22	FY23	FY24	FY25	FY26	FY25	FY26
GENERAL FUND	23.83	24.63	24.63	24.63	24.63	0	0
OTHER FUNDS	86.42	88.37	88.37	88.37	88.37	0	0
TOTAL	110.25	113.00	113.00	113.00	113.00	0	0

PARKS, RECREATION & WATERFRONT

VACANCIES

POSITION	GENERAL FUND (%)	STATUS
Admin Secretary	0%	Retirement Job announcement posted
Forestry Technician	0%	Promotion Interviewing
Aquatics Coordinator	100%	Resignation Temp placement for summer
Aquatics Facilities Supervisor	100%	Resignation MQ analysis pending

Vacancy Rate
(4 out of 113 FTEs)



TECHNOLOGY INITIATIVES

- Efforts underway
 - Revenue collection at Adventure Playground
 - EV charging at Tuolumne Camp
 - Need improved wifi at the Marina
- Efforts needed in the near term
 - When to Work expansion
 - CIP Project Management software
 - Recreation registration software RFP
 - ERMA/ARGB transition



FY 25/26 PRIORITIES

- PROVIDING QUALITY SERVICES

- Equitable Programs – scholarships/DEI
- Access to safe, well-maintained Parks
- Camp, Park, Pools and Waterfront activities and services
- Employee retention and training

- DELIVERING IMPACTFUL CAPITAL PROJECTS

- Willard Clubhouse, Main Channel Dredging, D&E Dock Replacement, AAHRC
- MLK Jr/YAP, Tom Bates, SFROW, Restrooms, CC Pathways, South Cove Parking Lot

- BALANCING SPECIAL FUNDS

- Marina Fund
- Camps Fund
- Tom Bates Sports Complex Fund
- Summer Lunch Fund
- Parks Tax Fund



COUNCIL BUDGET REFERRAL STATUS

	FY Funded	Funded Amount	Amount Spent	Project Status	Reason for Delay
Solano-Peralta Park restoration and improvements	2022	\$80,000	\$57,234	New playground features installed; 75% complete	Extended delivery time and weather complications
South Sailing Basin Dredging Planning	2022	\$350,000	\$19,220	Initial survey & public meeting has occurred; 20% complete	Workload
Dreamland for Kids Playground Design	2023	\$300,000	\$0	Designer on board, public process to start soon	
Miyawaki "Pocket Forest" Pilot Program	2024	\$140,000	\$0	Sites identified, project bidding	
Matching Funds to Repair Eight Deficient Tide Tubes	2024	\$800,000	\$0	Funds will be used in pending grant proposal	

GENERAL FUND FUNDING REQUESTS

Description	Reason	FY25	FY26	Ongoing
Scholarships/DEI	Camps Fund lacks financial capacity to cover scholarships and DEI programs. (\$228K in FY24)	\$355,811	\$355,811	Depends on Fund solvency
Marina Fund	Fund reserves will be exhausted in FY25; revenues are insufficient to cover expenses.	\$703,810	\$967,820	Depends on Fund solvency
Utilities	Steep rate increases in PG&E, EBMUD, and Refuse and underbudgeting in Janitorial.	\$261,173	\$273,499	Yes
Fair Work Week	Predictability pay, right to rest pay and software are required costs; may increase based on actuals.	\$73,500	\$77,175	Yes
Summer Lunch	State grant reimbursements not keeping pace with food costs.	\$39,323	\$39,323	Depends on grant funding
Inflation adjustment	Increase needed for programmatic expenses, supplies and services.	\$32,210	\$33,391	Yes
Total		\$1,465,827	\$1,747,019	\$3,212,846

PARKS, RECREATION & WATERFRONT

FY25/26 CAPITAL FUNDING VS. NEEDS

	FY25	FY26
Funding Available	\$4,315,000*	\$4,340,000*
Immediate CIP Needs	\$5,675,000	\$9,431,000
Funding Gap	\$1,360,000	\$5,091,000

*Represents a reduction of CIP Fund from \$2.4M in FY24 to \$400K in FY25 and FY26. Additionally, this is contingent on Marina Fund gap funding.



PRW CAPITAL FY25

FY25 highest priority projects:

- \$3.675M – MLK YAP construction
- \$200K – Echo Lake tree removal
- \$75K – Tree planting
- \$15K – Tom Bates annual contribution
- \$140K – J Dock improvements/pilings*
- \$210K – South Cove West parking lot (\$1.5M funded)*

Additional projects that need funding in FY25:

- \$300K – Cazadero Camp riverbed erosion
- \$500K – South Cove seawall replacement design
- \$400K – Adeline/Alcatraz Right of Way Landscaping
- \$160K – Convert JK Restroom to Public RR

*Contingent on Marina Fund operational gap funding.



PRW CAPITAL FY26

FY26 highest priority projects:

- \$3.9M – Tom Bates Restroom, Soccer, Pickleball & Fieldhouse
- \$75K – Tree planting
- \$15K – Tom Bates annual contrib.
- \$110K – K dock restroom renovation* (\$510K funded)
- \$240K – 199 Seawall beam/piling design*

*Contingent on Marina Fund operational gap funding.

Additional projects that need funding in FY26:

- \$3.15M – Santa Fe Right of Way (\$5M funded)
- \$766K – 199 Seawall beam/piling construction
- \$500K – Re-deck F&G docks
- \$250K – Design for Glendale LaLoma Play
- \$250K – Design for Codornices Play
- \$175K – Design for Shorebird Play

