



Office of the City Manager

WORK SESSION
December 7, 2021

To: Honorable Mayor and Members of the City Council
 From: Dee Williams-Ridley, City Manager
 Submitted by: Liam Garland, Director, Public Works
 Subject: Zero Waste Fund Proposed Five Year (FY 2023/2027) Rate Schedules

SUMMARY

The City Council approved Five Year Rate Schedules on May 20, 2014¹ (Resolution No. 66,600 - N.S.) to ensure that the Zero Waste Fund had sustainable and consistent funding for the forecasted five years. These approved rates concluded on June 30, 2019, or FY 2019. For FY 2020 and 2021, the City didn't increase Zero Waste rates despite costs increasing over those two years.

Public Works Zero Waste Division (ZWD) proposes initiating the required Proposition 218 process to approve the next five year rate schedule. Per Proposition 218, these schedules must provide appropriate cost allocations between the City's residential and commercial collections services, and appropriate cost recovery for all material types collected. Staff seeks City Council's input on the proposed Five Year Rate Schedules before initiating the prescribed Proposition 218 process for adjusting rates to be effective July 1, 2022.

CURRENT SITUATION AND EFFECTS

The proposed rate schedules ensure sustainable and stable funding of the Zero Waste Fund to support the City's Strategic Plan Goals to:

- Provide state-of-the-art, well-maintained infrastructure, amenities, and facilities,
- Be a global leader in addressing climate change, advancing environmental justice, and protecting the environment, and
- Be a customer-focused organization that provides excellent, timely, easily-accessible service and information to the community.

As a self-supporting enterprise fund, the Zero Waste Fund requires generation of sufficient revenue to support current and/or expanded ZWD programs as approved by City Council. In July 2018, the City's consultant, HF&H Consultants, began to work with

1

<https://www.cityofberkeley.info/recordsonline/api/Document/AZE1SrX6O9HnwNYY61iCNa%C3%816TqPKBo7SM09a7kSb4QmIQXFOaEL%C3%89NE3mw2dgO3gQxQ%C3%81%C3%81nu1BvokDyW7aJ2u8hYY%3D/>

ZWD and related City staff to review and analyze all costs associated with the City's collection and recycling programs, other programs such as Clean Cities (street sweeping, illegal dumping, and other cleanups), and services that provide the foundation of the City's efforts to make progress toward the Zero Waste Goal².

When adjusting rates, ZWD's biggest challenge is common to cities throughout California and the United States. The cost of recyclables' collection, sorting, and marketing have increased significantly, yet commodity prices dropped precipitously from 2015 to 2019 and only recently recovered to 50% of their 2015 pricing. Put simply, costs are escalating and revenue is declining, which also explains the increase in contract costs with the City's nonprofit recycling partners at Community Conservations Centers and the Ecology Center.

The proposed rate schedules are required by California statute to reflect the collection costs of each material stream, and the facilities, vehicles, and equipment needed to support source separation of all material types. The proposed rate schedules include the following Zero Waste programs and services, as these costs are known and quantifiable:

- Zero Waste Division's (ZWD) forecasted operations (FY2023/27) based on FY2021/22 actual cost:
 - Residential collection and processing costs of all material types, including refuse, recycling, and composting,
 - Commercial collection and processing costs of all material types, including refuse, recycling, and composting,
 - Off-site hauling and composting of green/food waste for all customers, and
 - Off-site hauling, sorting, and marketing of construction and demolition debris for all customers.
 - Contract costs related to the above services:
 - Residential curbside recycling collection (Resolution No. 69,931 – N.S.), Ecology Center, Inc.'s 10 year contract with not-to-exceed (NTE) of \$54.5 million through June 30, 2031;
 - Collected recyclables' sorting and marketing (Resolution No. 69,930 – N.S.), Community Conservation Centers, Inc.'s 10-year contract with NTE of \$30.1 million through June 30, 2031;
 - Organics hauling and composting (Resolution No. 69,261), Recology, Inc.'s - Blossom Valley Organics North's 9-year contract with NTE of \$26.7 million through February 28, 2025; and
 - Landfill disposal (Resolution No. 65,546 – N.S.), Waste Management Inc.'s – Altamont Landfill 15 year contract with NTE of \$32.7 million through December 31, 2026;

² https://www.cityofberkeley.info/uploadedFiles/Public_Works/Level_3_-_Solid_Waste/Zero%20Waste%20Goal.pdf

- Additional staffing and other costs related to compliance with:
 - SB 1383/Countywide Organics Reduction and Recycling Ordinance, AB 341 (mandatory commercial recycling), and AB 1826 (mandatory organics recycling)
 - The City's *Single Use Foodware and Litter Reduction* Ordinance for the business outreach, technical assistance efforts, and mini-grant program with preliminary costs projected at \$1.75 million (FY2021/2023),
- AMCS, a \$1.5 million computerized management system to replace FUND\$ that will improve customer service/responsiveness, provide clear and concise invoicing, allow educational inserts, and support the City's preparation of required regulatory reports;
- Pre-construction costs for the Solid Waste and Recycling Transfer Station's (SW&RTS) Replacement Project:
 - compliance with the California Environmental Quality Act (CEQA) permitting (FY2020/23), with City's Planning & Development as CEQA Lead Environmental Agency,
 - Design of final engineering plans and specifications for construction costs (FY2023/24),
 - City's Engineering Dept. permitting costs of the final plans and specifications (FY2026/27),
- Additional charges for services to remedy customers with non-compliant recycling and composting behaviors,
- Reducing the quantities of recyclables, green and food materials currently thrown in the refuse cart and landfilled, and contamination in both dual stream and green/food scraps, and
- Annual paving impact costs of \$2 million attributable to ZWD collection vehicles operating on the City's streets. These are newly proposed costs based on the Zero Waste Division vehicles' weight and loading, which impose a particular, specific, and quantifiable impact on the City's pavement.

The following costs could not be captured with sufficient precision and are not included in the proposed rate schedules:

- Electrification and its associated infrastructure for the collection fleet,
- Construction costs for the SW&RTS's replacement. A construction cost estimate will be included in the CEQA Environmental Impact Report, likely completed by June 2023,
- Cost of compliance with SB 1383, Short-Lived Climate Pollutants for Organic Waste Methane Emissions Reductions, and
- Cost of new or improved programs that might help the City achieve Zero Waste.

The rate schedules proposed in this report, its attachments, and the staff presentation reflect the appropriate cost allocation of curbside collection services by types of materials collected. The proposed residential rates reflect an integrated waste service

collection rate that would designate a base cart grouping for residential³ service of: 32-gallon cart for refuse, a 64-gallon cart for dual stream recycling (split cart), and a 64-gallon cart for plant debris (green waste and food scraps).

Currently, all commercial collection costs are allocated to refuse collection carts or containers, green and food waste carts and containers (charged at 80% of refuse rates), and recyclables are collected at no charge. For the first time, the proposed rate schedules for commercial customers will reflect the costs of each material type collected and processed, including recyclables.

Due to the variability of commercial needs, which includes multi-family dwellings with 5 units or more, ZWD will continue to offer a variety of cart and container sizes in a wide variety of configurations. A summary of these proposed rates to collect and handle all material types for all carts and containers types, and comparison to current rates, are provided in Attachment C.

Eighty percent (80%) of residential refuse subscribers use a 32-gallon cart or a 64-gallon cart. For 32-gallon cart subscribers, monthly rates would increase from \$43.66 monthly to \$52.51, or \$8.85 per month, which translates to a 20% increase in FY 2023. Subscribers with a 64-gallon cart would have their monthly rates increase from \$87.28 to \$90.28, or \$3 per month, which translates to a 3.4% increase in FY 2023.

As shown in the tables below, Berkeley’s proposed rates for 32- gallon carts would be in the mid-range of comparable cities.

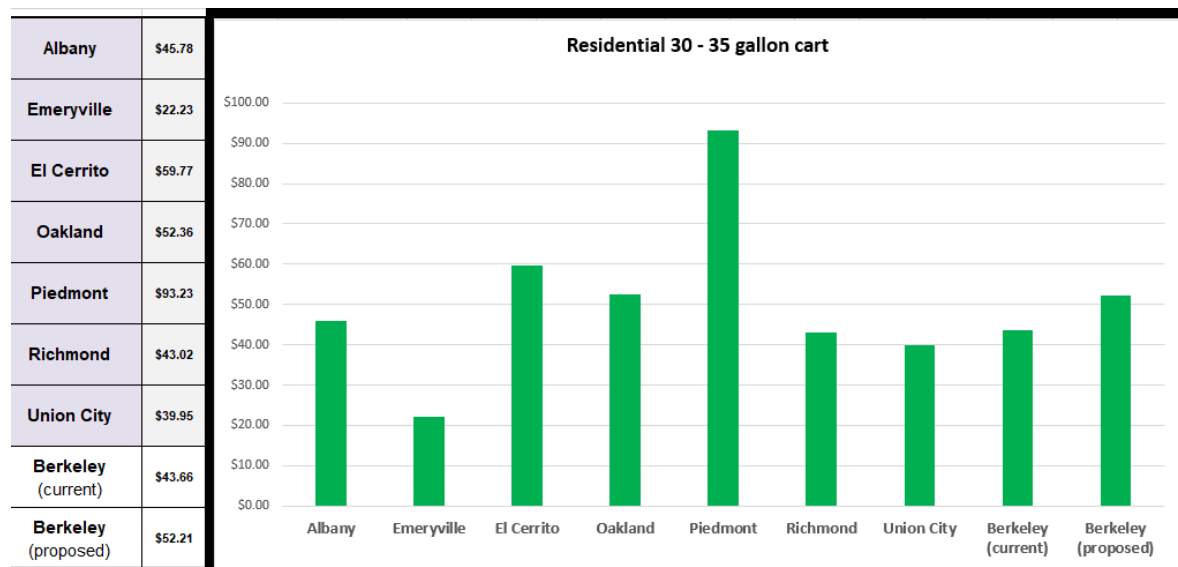


Figure 1 Berkeley's 32-Gallon Rate in Comparison to Other Cities

³ Residential or single family rates include multi-family of up to 4 units.

The comparison is similar for 64-gallon carts.

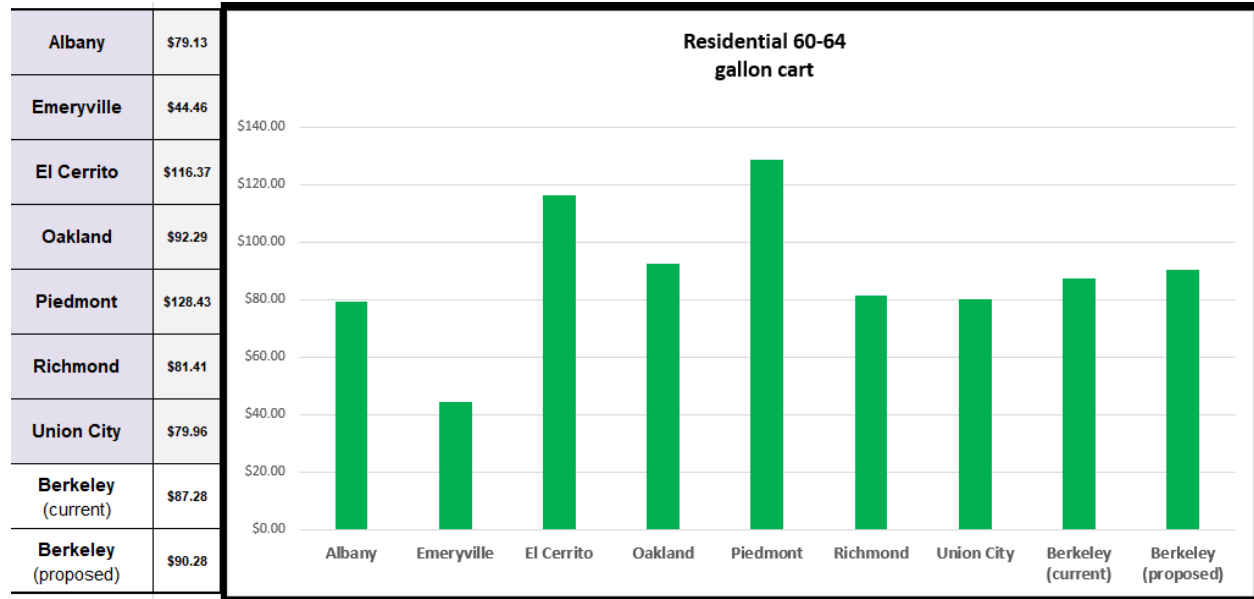


Figure 2 Berkeley's 64-Gallon Rate in Comparison to Other Cities

The majority of commercial refuse customers use 32-, 64-, or 96-gallon containers. The proposed rates for these subscribers would decrease monthly by \$5.42 (or 5.8%), \$32.15 (or 25%), and \$43.22 (or 35%) respectively.

For FYs 2024-2027, the proposed rate schedules include further increases for the smaller residential carts, and more routine, cost-of-living increases for larger residential cart subscribers and most commercial subscribers. Comparing these future rates with comparable cities is not possible given these cities have not yet set FY 2024-2027 rates.

None of the proposed rate schedules reflect staff's policy preferences. These proposed rates reflect appropriate and accurate costs of serving customers' refuse, recyclables, and compost needs. The only exception is, where significant rate increases were required, staff attempted to level these increases over the five-year schedules to lessen the immediate detrimental rate impacts on these customers.

BACKGROUND

ZWD is assessing progress in its two main priorities. The first service priority is to collect all separated materials from the City's residential and commercial customers. To assess customers' views of these collection services, Public Works contracted with a public opinion research firm to conduct a scientific survey in May 2021 of both residential and commercial customers. The survey contacted 520 residential and commercial

customers, and the results have a margin of error of 4.9% for residential and 10.4% for commercial. The survey found that:

- residential customers have a high satisfaction with ZWD's recycling, composting, and garbage collection services. Customer satisfaction ranged from 84-92%, which was at or above satisfaction levels for comparable utilities. In addition, nearly 70% of residential customers found rates reasonable (10% unreasonable), outpacing other comparable utilities.
- commercial customers were still positive, but less satisfied with ZWD services and rates. Between 61-63% of commercial customers were satisfied with services (35-39% dissatisfied), which is 12% or more below comparable utilities. On the other hand, half of commercial customers found rates reasonable, which was on par with commercial customers' views of other utilities' rates.

Second, ZWD's priority is to ensure diversion of recyclable and compostable materials from the landfill. Unfortunately, the City's performance falls short. As shown in Public Works' Performance and Work Measures,⁴ our landfill diversion rate as of 2019 was at 69%, which puts the City at about the middle of Alameda County cities. This is far short of the City's goal to be a global leader in this regard.

Both of these priority areas are being frustrated by Public Works' and ZWD's high vacancy rate. Public Works' current vacancy rate stands at 17% and is climbing. ZWD's effective vacancy can climb to 42% on some days. For ZWD, this vacancy rate has direct impacts on customer service. Fewer staff means drivers are assigned to collect two routes per day (versus one), and are less familiar with the second route, leading to more missed pickups.

ENVIRONMENTAL SUSTAINABILITY AND CLIMATE IMPACTS

The proposed rate schedules ensure that the ZWD will generate sufficient revenues to continue to provide services that strive toward the City's Zero Waste Goal, which is a key component of the 2009 Climate Action Plan; advance the pre-construction phase of the Solid Waste and Recycling Transfer Station Replacement Project; comply with various state legislation to improve the commercial sector's recycling and composting; implement the City's *Single Use Foodware and Litter Reduction Ordinance*; and deliver these programs with a modernized fleet using computerized financial and routing waste management systems and reasonable replacement schedule for carts/bin and other capital needs. These environmental, sustainable, and climate goals would be compromised by a Zero Waste Fund that is not financially self-sufficient.

FUTURE ACTION

⁴ https://www.cityofberkeley.info/uploadedFiles/Public_Works/Level_3_-_General/CoB%20Performance%20Measures%20041921.pdf

With the City Council's input from the Work Session, staff will return in January 2022 seeking authorization to proceed with a Proposition 218-compliant process to adjust rates via the majority protest process. Should City Council approve the initiation of that process in January, notices will be mailed to Berkeley property owners and invite them to a public hearing of the City Council 45 days after that mailing. At that public hearing, the City Clerk shall determine whether a majority protest exists. Per Proposition 218, a majority protest exists if 50% plus one of Berkeley's property owners submit valid protests of the proposed rates. If a majority protest exists, the proposed rates cannot move forward. If no majority protest exists, then City Council can consider approval of the proposed rates. Approved rates would go into effect on July 1, 2022.

FISCAL IMPACTS OF POSSIBLE FUTURE ACTION

A sustainable Zero Waste Fund is an important contributor to the City's progress on Zero Waste, vehicle electrification, and compliance with the many City and state laws related to diversion from landfills. The table below shows the fund impacts should the proposed rates be approved by City Council.

	FY 2022 Projected	FY 2023 Projected	FY 2024 Projected	FY 2025 Projected	FY 2026 Projected	FY 2027 Projected
Total Beginning Fund Balance	\$ 24,028.2	\$ 21,152.5	\$ 20,333.1	\$ 16,574.0	\$ 15,762.1	\$ 14,952.8
TOTAL REVENUE	46,795.6	51,636.1	53,218.4	54,872.5	56,591.1	58,354.3
TOTAL OPERATING EXPENSES	49,171.3	51,655.6	53,227.5	54,884.4	56,600.4	58,376.6
SURPLUS/SHORTFALL (Rev - Exp)	(2,375.7)	(19.5)	(9.1)	(11.9)	(9.3)	(22.3)
CAPITAL RESERVE (TS REPLACEMENT PERMITTING):						
Feasibility Study	-	-	-	-	-	-
CEQA	500.0	250.0	-	-	-	-
Design & Engineering	-	300.0	3,000.0	300.0	300.0	300.0
Geotechnical	-	250.0	750.0	-	-	-
Constructon	-	-	-	500.0	500.0	500.0
Operating Reserve - 60 days	8,083.0	8,491.3	8,749.7	9,022.1	9,304.2	9,596.2
Capital Reserve	13,069.6	11,841.7	7,824.2	6,740.0	5,648.6	4,534.3
Total Revised Ending Fund Balance	\$ 21,152.5	\$ 20,333.1	\$ 16,574.0	\$ 15,762.1	\$ 14,952.8	\$ 14,130.5

Figure 3 Zero Waste Fund's Projected Balances (Numbers in Thousands)

At the end of the five year period, the proposed rates would enable the Zero Waste Fund to include a 60-day operating reserve and a small capital reserve.

Continuing with existing rates leads to a negative fund balance by FY 2025/FY2026, as shown by the red line in the table below.

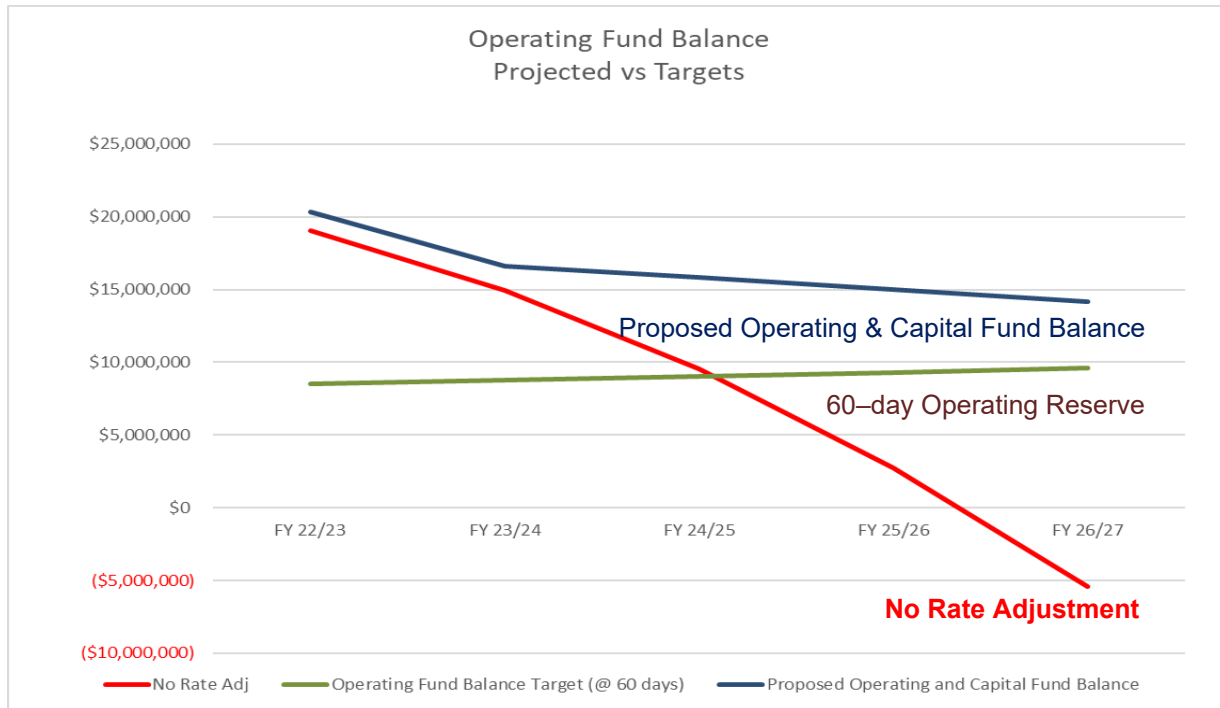


Figure 4 Zero Waste Fund Balances

ALTERNATIVE ACTIONS CONSIDERED

Staff considered the alternatives of 1) no action, or 2) only cost-of-living rate increases. However, both of these alternatives result in a negative Zero Waste Fund balance within the five-year period.

CONTACT PERSON

Greg Apa, Solid Waste & Recycling Manager, Public Works – Zero Waste, 981-6359

Attachments:

1. Attachment A – Current Rate Schedules
2. Attachment B – Proposed Five Year Rate Schedules
3. Attachment C – Refuse, Recycling and Green Waste Rate Comparisons with Adjacent East Bay Cities.

Department of Public Works
Zero Waste Division
FY 2020 Rate Tables

On May 20, 2014 by Resolution No. 66,600-N.S., City Council approved increasing rates for residential and commercial collection services. The Resolution included provisions for an annual inflator on all residential and commercial rates and charges, which is to be the greater of the Bay Area Consumer Price Index or 3%, through FY 2019.

Effective July 1, 2019, the residential and commercial rates and charges shall be as follows:

Section 1. Pursuant to Section 12.32.050 of the Berkeley Municipal Code, garbage collection service is provided by the City, and all owners of premises and places in the City in or from which garbage is created, accumulated or produced shall use or cause to be used, and pay the fees charged for, the City's collection service; and the City Council adopts the service provisions, charges and fees set forth below.

Section 2. General Provisions:

(a) Regular residential refuse collections shall be made only once each week.

(b) Rates for additional weekly scheduled collections in excess of the maximum weekly frequency shown in the monthly rate tables shall be calculated by dividing the rate for the maximum frequency of collections for the size container used (including carts, bins and roll-offs) by that number of collections, then multiplying that amount by the number of additional collections per week.

(c) Whenever refuse collection service is discontinued or cancelled prior to the end of the period for which the collection fees have been paid, a refund shall be made of that portion of the fees for the period subsequent to the discontinuance or cancellation of such service; provided, however, that no refund of less than one month's fee shall be made. Requests for such refunds shall be processed administratively under such rules and regulations therefore as shall be prescribed by the City Manager. Refunds may be granted as herein authorized only upon the written approval of the City Manager or her/his designee.

(d) For purposes of this resolution, the term "commercial" includes multi-family dwellings with 5 or more units.

Section 3. Cans and Carts: for citywide refuse collected and removed in cans or carts, the provisions, rates and charges shall be as follows:

The monthly rates for residential cans or carts shall be:

Container Size	Number of Collections per Week						
	1X	2X	3X	4X	5X	6X	7X
13 Gallon	17.78	37.24	55.82	77.99	101.92	127.63	148.88
20 Gallon	27.30	57.24	85.91	120.01	156.78	196.36	229.07
32 Gallon	43.66	91.66	137.44	192.00	250.91	314.11	366.50
45 Gallon	61.38	128.85	193.27	269.98	352.84	441.76	515.40
64 Gallon	87.28	183.26	274.86	383.96	501.78	628.32	732.99
96 Gallon	130.87	274.86	412.29	575.93	752.60	942.43	1,099.48

The monthly rates for commercial cans or carts shall be:

Container Size	Number of Collections per Week						
	1X	2X	3X	4X	5X	6X	7X
13 Gallon	14.61	30.61	45.89	64.11	83.77	104.90	122.38
20 Gallon	22.44	47.05	70.61	98.64	128.87	161.40	188.29
32 Gallon	35.89	75.34	112.97	157.82	206.23	258.19	301.25
45 Gallon	50.45	105.91	158.86	221.91	290.02	363.11	423.64
64 Gallon	71.74	150.63	225.92	315.60	412.44	516.45	602.49
96 Gallon	107.57	225.92	338.89	473.39	618.61	774.64	903.73

(e) New refuse service will only be provided for 20 gallon, 32 gallon and 64 gallon containers. No new or replacement 13 gallon containers will be provided.

(f) No more than two 96 gallon containers will be provided for multi-family accounts for garbage, unless there is inadequate space for a roll off container.

(g) There shall be a surcharge of 100% of the otherwise applicable base refuse collection charge for residential customers who request service on their property, except for provisions made for eligible elderly and disabled customers. For purposes of subdivision (d) and (e) of this section, "residential customers" are those who have 5 or fewer refuse containers, containing in aggregate less than one cubic yard of refuse, picked up per week.

(h) There shall be a surcharge of 20% of the otherwise applicable base refuse collection fee for commercial customers who request refuse collection service on their property. For commercial customers who request collection of recycling or organics carts or cans on their property, there shall be a surcharge of \$10.24 per container per month.

(i) Where a can is located up or down a flight of stairs (for this purpose: a flight of stairs is at least 10 steps): there shall be a monthly surcharge for each flight of stairs of \$5.22 per can multiplied by the number of service pickups per week.

(j) When a cart is not at the curb, there shall be a monthly surcharge for each additional 20 feet or portion thereof of \$3.94 per cart multiplied by the number of service pickups per week.

Section 4. Fire Surcharge: for fire fuel collection and removal, there shall be a surcharge to the otherwise applicable monthly refuse service rate for customers in the Fire Surcharge Area, as defined in Exhibit A, as follows:

2	\$90	\$67	\$96
3	\$90	\$91	\$116
4	\$90	\$108	\$146
5	\$90	\$133	\$166
6	\$90	\$153	\$185

For bins left over 4 days there shall be an additional charge of \$17.92 per day, for no more than 2 additional days. For bins left over 6 days, the service will be considered a "new" service and a new full short-term rate will be charged in addition to the original and extra day.

(c) For bins not located at the curb there shall be a monthly surcharge for refuse of 10%, and for recycling of \$11.06 per bin multiplied by the number of service pickups per week.

(d) There shall be a surcharge of 20% of the applicable base rate where access to refuse bins is difficult, where moving the bin is dangerous due to narrow gateway, narrow passage or extreme slope, or where there is unusually high exposure to liability.

Section 6. Roll-off Containers: The provisions, rates and charges for roll-off containers, shall be as follows:

(a) The monthly rates for roll-off containers shall be as follows:

Capacity in Cubic Yards	Monthly Rental Rate	Service Collection Charge Based on Number of Collections Per Week						
		1X	2X	3X	4X	5X	6X	7X
6	90.87	1,118.35	2,356.65	3,531.95	4,935.03	6,445.95	8,070.77	9,421.76
12	147.82	2,242.76	4,704.82	7,062.68	9,867.64	12,895.54	16,147.60	18,843.51
14	169.63	2,615.94	5,492.39	8,240.40	11,511.85	15,041.37	18,835.03	21,974.41
15	178.11	2,804.96	5,892.23	8,836.53	12,344.25	16,134.27	20,202.98	23,567.72
16	187.81	2,989.13	6,281.17	9,421.76	13,153.63	17,193.25	21,527.31	25,112.57
20	209.61	3,319.91	7,850.25	11,773.56	16,443.24	21,489.75	26,907.01	31,391.32
25	212.04	3,671.29	9,809.48	14,716.65	20,555.57	26,859.76	33,637.71	39,240.36
30	216.88	4,042.05	11,773.56	17,658.52	24,664.26	32,233.41	40,364.76	47,085.76

(b) There shall be a monthly surcharge of \$43.87 multiplied by the number of service pickups per week where extra handling (spinning) of roll-off containers, or where reloading of a container onto a truck is required.

For short-term (4 consecutive days including delivery and removal) rental of roll-off containers, the service rates and additional charges will be as follows:

Container Size	Number of Collections per Week						
	1X	2X	3X	4X	5X	6X	7X
13 Gallon	0.77	1.51	2.41	3.37	4.39	5.52	6.40
20 Gallon	1.18	2.39	3.57	5.06	6.55	8.04	9.53
32 Gallon	1.80	3.59	5.70	7.93	10.37	12.96	15.10
45 Gallon	2.57	5.13	8.06	11.25	14.74	18.43	21.54
64 Gallon	3.59	7.21	11.35	15.84	20.71	25.91	30.23
96 Gallon	5.41	10.80	17.05	23.75	31.04	38.87	45.59

Section 5. Refuse Bins The provisions, rates and charges for front- and rear-loading refuse bins that are mechanically picked up and emptied by the collection vehicles shall be as follows:

(a) The monthly rates for refuse bins shall be as follows:

Capacity in Cubic Yards	Monthly Rental Rate	Service Collection Charge Based on Number of Collections Per Week							
		1X	2X	3X	4X	5X	6X	7X	8X
1	26.87	146.90	308.48	462.76	646.41	844.71	1,057.72	1,234.01	1,469.06
1.5	30.07	220.36	462.76	694.12	969.57	1,267.05	1,586.59	1,851.03	2,203.58
2	33.45	293.84	617.02	925.50	1,292.75	1,689.40	2,115.44	2,468.01	-
3	40.21	440.71	925.50	1,388.27	1,939.18	2,534.14	3,173.17	3,702.01	-
4	60.15	587.62	1,234.01	1,851.03	2,585.54	3,378.83	4,230.90	4,936.03	-
5	60.15	734.52	1,542.52	2,313.78	3,231.93	4,223.55	5,288.60	6,170.04	-
6	66.57	881.42	1,851.03	2,776.53	3,878.30	5,068.23	6,346.31	7,404.04	-

No new 1.5 yard bin service will be provided.

Commercial Compost (Food Waste) Bin Rates:

Compost rental & collection rates are 80% of current bin refuse rates.

(b) Bin cleaning, special 1-time pickup, short-term (4 consecutive days including delivery and removal days) rental rates, and additional charges will be as follows:

Capacity in Cubic Yards	Cleaning Rate	Special Pick-Up Rate (1-time)	Short-Term Service Rate
1	\$90	\$46	
1.5	\$90	\$57	

Capacity in Cubic Yards	Short-Term Service Rate	
(dirt) 6	\$538	
12	\$373	
14	\$436	
16	\$498	
20	\$565	
30	\$672	

For containers left over 4 days there shall be an additional charge of \$17.50 per day for no more than 2 additional days. For containers left over 6 days the service will be considered a "new" service and a new full short term rate shall be charged in addition to the original and extra day charges.

Section 7. Other Special Provisions & Collection Services, Rates & Charges:

(a) For compaction-filled refuse bins and roll-off containers the regular service collection and pick-up rates and charges set forth for these containers will be tripled.

(b) For weekly collection of wheeled carts, bins, or roll-offs filled exclusively with food waste and other compostable material from commercial refuse customers, the fee will be 80% of the fee for comparable refuse service. For reasons of worker safety, cans may not be used for food waste and other compostable material due to weight. The Recycling Operations Supervisor may approve or deny commercial collection of food waste, plant debris, and other compostable materials.

(c) The additional charge for regularly scheduled collection of additional refuse cans or carts shall be \$5.22 for each additional can or cart with up to 45-gallon capacity, and \$10.49 for each additional 64- or 96-gallon cart. Pre-paid bags will be collected at no additional charge, and can be purchased at locations established by the Public Works Director. For reasons of worker safety and ready identification of items to be disposed, only bags procured from the City or containers provided by the City will be picked up.

(d) Customers may use pre-paid bags or tags, or additional carts provided by the City for additional regularly scheduled collection. Extra materials will be removed only during regularly scheduled service. Pre-paid bags and tags can be purchased at locations established by the Public Works Director. For reasons of worker safety and ready identification of items to be disposed, only bags, tags, and containers procured from the City will be picked up.

(e) For collection of pre-paid bags from residential customers at times other than during regularly scheduled service, or from locations not scheduled for service, the charge shall be \$20.99 for collection of the first bag and no charge for additional bags. Pre-paid bags can be purchased at locations established by the Public Works Director. For reasons of worker safety and ready identification of items to be disposed, only bags procured from the City or containers provided by the City will be picked up.

(f) For collection from commercial customers at times other than during regularly scheduled service, or from locations not scheduled for service, the charge shall be \$24.21 for the first can or cart and \$5.22 for each additional can or cart with a capacity of up to 45 gallons and \$10.49 for each additional 64- or 96-gallon cart. For reasons of worker safety and efficiency, only cans or City provided carts will be picked up.

(g) For commercial recycling at times other than during regularly scheduled service, or from locations not scheduled for service the charge shall be \$11.06 per call. For reasons of worker safety and efficiency, containers used for pickup must be provided by the City

(h) The prices for optional extra pre-paid bags, tags, and carts shall be:

Prepaid Residential Refuse Bag	\$5.73 each
Prepaid Residential Plant Debris Bag	\$2.30 each
Prepaid Residential Plant Debris Tag for 1 extra bundle	\$1.33 each
Additional Plant Debris Cart	\$13.60 per month

(i) A fee of \$33.27 per cubic yard shall be charged for collection of refuse in excess of 3 cubic yards set out in front of the property on the scheduled Annual Bulky Pickup Day. Refuse in excess of 3 cubic yards left at the edge of the right-of-way on the scheduled Bulky Pickup Day constitutes authorization for the City to provide services to remove the refuse, at the above per-yard rate.

(j) There shall be a charge of \$33.79 per month, multiplied by the number of service pickups per week for handling customer keys and codes to access containers. There is no charge for use of the standard key recommended by the Solid Waste Management Division.

(k) The charge for replacement of a solid waste cart that was maliciously or willfully destroyed, or for which reasonable care was not used in securing or maintaining the cart, shall be \$55.29.

Section 8. Agreements: The City Council may authorize agreements with the Berkeley Unified School District, the University of California, or any other governmental agency or special district for collection and disposal of refuse, recycling, and organic materials upon such terms and conditions as may be mutually agreed upon.

ATTACHMENT B

RESOLUTION NO. XX,XXX-N.S.

INCREASING RATES FOR RESIDENTIAL AND COMMERCIAL REFUSE
COLLECTION AND RESCINDING RESOLUTION NO. XX,XXX - N.S.

WHEREAS, the City is required by law, and in the interest of public health and resource conservation, to provide comprehensive waste management services to the public; and

WHEREAS, the Zero Waste (previously called the Refuse) Fund is an enterprise fund for solid waste management (refuse, recycling and organic) programs and services, and must generate revenue to meet its expenses; and

WHEREAS, on January XX, 2022, the City Council set a public hearing on MONTH XX, 2022, to consider protests and increase residential and commercial refuse, recycling and organic collection rates if there is no majority protest; and

WHEREAS, on January XX, 2022, in accordance with Resolution XX,XXX - N.S. Section Two. Ballot Notice: Imposing a New Assessment, the City mailed written protest forms to all record owners of identified parcels whose names and addresses appear on the last equalized secured property tax assessment roll in compliance with the required Proposition 218 majority protest process to increase residential and commercial refuse and recycling collection rates and, as needed, authorized to adjust by an annual inflator of the greater of the Bay Area Consumer Price Index or 3%; and

WHEREAS, Resolution XX,XXX - N.S. established that all written ballots must be submitted before the noticed public hearing is closed by a vote of the Council. The City Clerk shall not accept or consider any ballot that is received after the public hearing is closed even if postmarked prior to that time. The City Clerk, or deputy, shall begin tabulating written ballots immediately following the close of the public hearing. If, at the conclusion of the public hearing, cursory review of the protests received demonstrates that the number of ballots in opposition is manifestly less than one-half of the ballots returned, weighted according to the proportional financial obligation of the affected property, then the City Clerk may advise the City Council of the absence of a majority protest without tabulating the protests.

NOW THEREFORE, BE IT RESOLVED by the Council of the City of Berkeley as follows:

Section 1. Pursuant to Section 12.32.050 of the Berkeley Municipal Code, refuse, recycling and organic (previously termed garbage only) collection service is provided by the City, and all owners of premises and places in the City in or from which refuse, recyclables and organic materials are created, accumulated or produced shall use or cause to be used, and pay the fees charged for the City's collection service; and the City Council adopts the service provisions, charges and fees set forth below.

Section 2. General Provisions.

(a) Regular residential, single and multi-family dwelling units of 4 or less, refuse collections shall be made only once each week.

(b) Rates for more than once per week collection shall be calculated by dividing the rate for the maximum frequency of collections for the size container used (including

ATTACHMENT B

carts, bins and roll-offs) by that number of collections, then multiplying that amount by the number of additional collections per week and authorized by the Solid Waste & Recycling Manager.

(c) Whenever collection services are discontinued or cancelled prior to the end of the period for which the collection fees have been paid, a refund shall be made of that portion of the fees for the period subsequent to the discontinuance or cancellation of such service; provided, however, that no refund of less than one month's fee shall be made. Requests for such refunds shall be processed administratively under such rules and regulations therefore as shall be prescribed by the City Manager. Refunds may be granted as herein authorized only upon the written approval of the City Manager, or Solid Waste & Recycling Manager or her/his designee.

(d) For purposes of this resolution, the term "commercial" includes multi-family dwellings of 5 or more dwelling units.

(e) During FY2023 – FY2027 Rate Schedules, all rates may be increased by 3% or CPI whichever is greater to maintain a positive Zero Waste Fund balance. With the conclusion of the final year of these Five-Year Rate Schedules (June 30, 2027), all rates may be increased by 3% or CPI whichever is greater until replaced by revised Five-Year Rate Schedules.

Section 3. Carts: for Citywide refuse collected and removed in carts or bins, the provisions, rates and charges shall be as follows:

(a) The base refuse, recycling and organics (compost carts are 32-gallon, 64-gallon (split body) and 64-gallon, respectively. The monthly residential solid waste management integrated rates for these City provided residential (4 dwelling units or less) carts shall be:

Cart Size	13 g	20 g	32 g	45 g	64 g	96g
Once (1) per week collection	\$ 27.50	\$ 37.10	\$ 52.21	\$ 67.38	\$ 87.28	\$ 125.87

For residential units requiring refuse bin service, the monthly residential solid waste management integrated rates for these City-provided bins (refuse) and carts (recycling and organics) shall be:

Frequency	Bin Size		
	1 cy	1.5 cy	2 cy
1 /week	\$ 152.71	\$ 245.41	\$ 378.05
2 /week	\$ 376.24	\$ 561.64	\$ 826.91

ATTACHMENT B

(b) The FY2023 monthly rates for refuse commercial carts (Exhibit B – full 5 Year Rate Schedules), multi-family dwelling units of 5 or more and businesses, shall be:

Frequency	13 g	20 g	32 g	45 g	64 g	96 g
1 /week	\$ 33.89	\$ 35.47	\$ 38.17	\$ 42.00	\$ 46.66	\$ 56.42
2 /week	\$ 88.86	\$ 92.02	\$ 97.43	\$ 105.08	\$ 114.40	\$ 133.92
3 /week	\$ 143.84	\$ 148.57	\$ 156.68	\$ 168.16	\$ 182.13	\$ 211.42
4 /week	\$ 198.81	\$ 205.12	\$ 215.93	\$ 231.23	\$ 249.87	\$ 288.92
5 /week	\$ 253.78	\$ 261.66	\$ 275.18	\$ 294.31	\$ 317.61	\$ 366.42
6 /week	\$ 308.75	\$ 318.21	\$ 334.43	\$ 357.39	\$ 385.34	\$ 443.91
7 /week	\$ 363.72	\$ 374.76	\$ 393.68	\$ 420.47	\$ 453.08	\$ 521.41

(c) The FY2023 monthly rates for recycling commercial carts (Exhibit B – full 5 Year Rate Schedules), multi-family dwelling units of 5 or more and businesses shall be:

Frequency	13 g	20 g	32 g	45 g	64 g	96 g
1 /week	\$ 7.49	\$ 9.23	\$ 12.23	\$ 15.48	\$ 22.50	\$ 31.63
2 /week	\$ 62.77	\$ 66.27	\$ 72.26	\$ 78.75	\$ 92.81	\$ 111.07
3 /week	\$ 118.06	\$ 123.31	\$ 132.30	\$ 142.03	\$ 163.11	\$ 190.51
4 /week	\$ 173.35	\$ 180.34	\$ 192.33	\$ 205.31	\$ 233.42	\$ 269.95
5 /week	\$ 228.64	\$ 237.38	\$ 252.36	\$ 268.59	\$ 303.73	\$ 349.38
6 /week	\$ 283.93	\$ 294.42	\$ 312.40	\$ 331.87	\$ 374.03	\$ 428.82

(d) The FY2023 monthly rates for commercial organics (compost) carts (Exhibit B – full 5 Year Rate Schedules), multi-family dwelling units of 5 or more and businesses, shall be:

Frequency	13 g	20 g	32 g	45 g	64 g	96 g
1 /week	\$ 17.72	\$ 19.60	\$ 22.88	\$ 26.51	\$ 31.89	\$ 41.77
2 /week	\$ 73.12	\$ 76.90	\$ 83.45	\$ 90.72	\$ 101.48	\$ 121.22
3 /week	\$ 128.53	\$ 134.19	\$ 144.01	\$ 154.92	\$ 171.06	\$ 200.68
4 /week	\$ 183.94	\$ 191.49	\$ 204.58	\$ 219.13	\$ 240.65	\$ 280.14
5 /week	\$ 239.34	\$ 248.78	\$ 265.15	\$ 283.33	\$ 310.23	\$ 359.60
6 /week	\$ 294.75	\$ 306.08	\$ 325.72	\$ 347.53	\$ 379.81	\$ 439.05
7 /week	\$ 350.16	\$ 363.37	\$ 386.29	\$ 411.74	\$ 449.40	\$ 518.51

(e) New refuse residential service shall be provided a 20-gallon, 32-gallon or 64-gallon carts. No new or replacement 13- or 45-gallon carts will be provided. Service will continue for existing containers. If the existing 13-gallon cart requires replacement due to age, damage or stolen, a 20-gallon cart shall be provided as replacement and charged at the 20-gallon rate. If residential customers' income is negative or fixed, the Solid Waste & Recycling Manager may authorize to allow the 20-gallon cart to be charged at the 13-gallon cart monthly rate.

(f) No more than two 96-gallon carts will be provided for multi-family customers for refuse, recycling or organics, unless there is inadequate space for a bin (one cubic capacity).

ATTACHMENT B

(g) There shall be a surcharge of 100% of the otherwise applicable base refuse collection charge for residential customers who request service on their property, except for provisions made for eligible elderly and disabled customers. For purposes of subdivision (a) and (e) of this section, "residential customers" are those who have 4 dwelling units or less and have fewer refuse containers, containing in aggregate less than one cubic yard of refuse, picked up per week.

(h) There shall be a surcharge of 10% of the otherwise applicable base refuse collection fee for commercial customers who request refuse, recycling and/or organic collection service on their property

(i) Where a cart is located up or down a flight of stairs (for this purpose: a flight of stairs is at least 10 steps): there shall be a monthly surcharge for each flight of stairs of \$7.40 per cart multiplied by the number of service pickups per week.

(j) When a cart is not at the curb, there shall be a monthly surcharge for each additional 20 feet or portion thereof of \$4.85 per cart multiplied by the number of service pickups per week.

Section 4. Fire Surcharge. For fire fuel collection and removal, there shall be a surcharge to the otherwise applicable monthly refuse service rate for customers in the Fire Surcharge Area, as defined in Exhibit A, as follows:

Fire Surcharge - Former District 3

Container Size	Number of Collections Per Week						
	1X	2X	3X	4X	5X	6X	7X
13 Gallon	\$0.85	\$1.66	\$2.65	\$3.71	\$4.83	\$6.07	\$7.04
20 Gallon	\$1.30	\$2.63	\$3.93	\$5.57	\$7.21	\$8.84	\$10.48
32 Gallon	\$1.98	\$3.95	\$6.27	\$8.72	\$11.41	\$14.26	\$16.61
45 Gallon	\$2.83	\$5.64	\$8.87	\$12.38	\$16.21	\$20.27	\$23.69
64 Gallon	\$3.95	\$7.93	\$12.49	\$17.42	\$22.78	\$28.50	\$33.25
96 Gallon	\$5.95	\$11.88	\$18.76	\$26.13	\$34.14	\$42.76	\$50.15

Section 5. Commercial Bins. The provisions, rates and charges are applicable for front- and rear-loading refuse, recycling and organic bins that are mechanically picked up and emptied by the collection vehicles shall be as follows:

(a) The FY2023 monthly rates for refuse bins, available to 5 dwelling units or more and businesses (Exhibit B – 5 Years Schedules), shall be as follows:

Frequency	1 cy	1.5 cy	2 cy	3 cy	4 cy	5 cy	6 cy	8 cy
1 /week	\$ 145.74	\$ 210.52	\$ 297.74	\$ 458.96	\$ 635.03	\$ 901.91	\$ 1,216.71	\$ 1,951.75
2 /week	\$ 367.32	\$ 496.88	\$ 671.32	\$ 993.75	\$ 1,341.18	\$ 1,874.94	\$ 2,504.54	\$ 3,974.62
3 /week	\$ 588.90	\$ 783.23	\$ 1,044.89	\$ 1,528.54	\$ 2,047.33	\$ 2,847.97	\$ 3,792.38	\$ 5,997.49
4 /week	\$ 810.47	\$ 1,069.58	\$ 1,418.47	\$ 2,063.33	\$ 2,753.49	\$ 3,821.00	\$ 5,080.21	\$ 8,020.36
5 /week	\$ 1,032.05	\$ 1,355.94	\$ 1,792.04	\$ 2,598.13	\$ 3,459.64	\$ 4,794.03	\$ 6,368.04	\$ 10,043.23
6 /week	\$ 1,253.62	\$ 1,642.29	\$ 2,165.62	\$ 3,132.92	\$ 4,165.79	\$ 5,767.06	\$ 7,655.87	\$ 12,066.10
7 /week	\$ 1,475.20	\$ 1,928.65	\$ 2,539.19	\$ 3,667.71	\$ 4,871.94	\$ 6,740.09	\$ 8,943.71	\$ 14,088.97

ATTACHMENT B

(b) The FY2023 monthly rates for recycling bins, available to 5 dwelling units or more and businesses (Exhibit B – 5 Years Schedules), shall be as follows:

Frequency	1 cy	1.5 cy	2 cy	3 cy	4 cy	5 cy	6 cy
1 /week	\$ 75.94	\$ 122.54	\$ 190.65	\$ 348.38	\$ 577.81	\$ 828.75	\$ 1,122.70
2 /week	\$ 225.70	\$ 318.90	\$ 455.12	\$ 770.59	\$ 1,229.44	\$ 1,731.32	\$ 2,319.23
3 /week	\$ 375.46	\$ 515.27	\$ 719.60	\$ 1,192.79	\$ 1,881.08	\$ 2,633.89	\$ 3,515.75
4 /week	\$ 525.22	\$ 711.63	\$ 984.07	\$ 1,615.00	\$ 2,532.71	\$ 3,536.46	\$ 4,712.28
5 /week	\$ 674.98	\$ 907.99	\$ 1,248.55	\$ 2,037.21	\$ 3,184.35	\$ 4,439.03	\$ 5,908.80
6 /week	\$ 824.74	\$ 1,104.36	\$ 1,513.02	\$ 2,459.41	\$ 3,835.98	\$ 5,341.60	\$ 7,105.33

(c) The FY2023 monthly rates for organic bins, available to 5 dwelling units or more and businesses (Exhibit B – 5 Years Schedules), shall be as follows:

Frequency	1 cy	1.5 cy	2 cy	3 cy	4 cy	5 cy	6 cy
1 /week	\$ 110.31	\$ 168.42	\$ 233.13	\$ 388.97	\$ 545.51	\$ 755.00	\$ 995.67
2 /week	\$ 311.73	\$ 427.94	\$ 557.36	\$ 869.05	\$ 1,177.04	\$ 1,596.01	\$ 2,077.34
3 /week	\$ 513.15	\$ 687.46	\$ 881.59	\$ 1,349.12	\$ 1,808.56	\$ 2,437.02	\$ 3,159.02
4 /week	\$ 714.57	\$ 946.99	\$ 1,205.83	\$ 1,829.20	\$ 2,440.09	\$ 3,278.03	\$ 4,240.70
5 /week	\$ 915.99	\$ 1,206.51	\$ 1,530.06	\$ 2,309.28	\$ 3,071.61	\$ 4,119.04	\$ 5,322.38
6 /week	\$ 1,117.41	\$ 1,466.03	\$ 1,854.29	\$ 2,789.35	\$ 3,703.14	\$ 4,960.06	\$ 6,404.06
7 /week	\$ 1,318.83	\$ 1,725.56	\$ 2,178.53	\$ 3,269.43	\$ 4,334.66	\$ 5,801.07	\$ 7,485.73

For the above commercial rates, no new 1.5, 5 or 8 cubic yard bins are provided.

(d) Bin cleaning, special 1-time pickup, short-term (4 consecutive days including delivery and removal days) rental rates, and additional charges will be as follows:

Capacity in Cubic Yards	Cleaning Rate	Special Pick-Up Rate (1-time)	Short-Term Service Rate
All carts	\$15	\$0	
1	\$100	\$46	
1.5	\$100	\$57	
2	\$110	\$67	\$116
3	\$120	\$91	\$136
4	\$130	\$108	\$166
5	\$140	\$133	\$186
6	\$150	\$153	\$205

For bins left over 4 days there shall be an additional charge of \$22.50 per day, for no more than 2 additional days. For bins left over 6 days, the service will be considered a "new" service and a new full short-term rate will be charged in addition to the original and extra day.

(e) For bins not located at the curb, there shall be a monthly surcharge for refuse, recycling and organic of 10%, and multiplied by the number of service pickups per week.

ATTACHMENT B

(f) There shall be a surcharge of 20% of the applicable base rate where access to refuse, recycling and/or organic bins is difficult, where moving the bin is dangerous due to narrow gateway, narrow passage or extreme slope, or where there is unusually high exposure to liability.

Section 6. Roll-off Containers: The provisions, rates and charges for roll-off containers, shall be as follows:

(a) The FY2023 monthly rates for roll-off containers (loose) shall be as follows:

Roll-Off Containers (Loose)		Refuse						
Capacity in Cubic								
Yards								
Service Collection Charge Based on Number of Collections Per Week								
	1X	2X	3X	4X	5X	6X	7X	
6	\$ 4,705	\$ 9,411	\$ 14,116	\$ 18,821	\$ 23,526	\$ 28,232	\$ 32,937	
12	\$ 3,120	\$ 6,240	\$ 9,360	\$ 12,479	\$ 15,599	\$ 18,719	\$ 21,839	
14	\$ 3,252	\$ 6,504	\$ 9,756	\$ 13,008	\$ 16,260	\$ 19,512	\$ 22,764	
15	\$ 3,384	\$ 6,768	\$ 10,152	\$ 13,536	\$ 16,921	\$ 20,305	\$ 23,689	
16	\$ 3,516	\$ 7,032	\$ 10,549	\$ 14,065	\$ 17,581	\$ 21,097	\$ 24,614	
20	\$ 3,648	\$ 7,297	\$ 10,945	\$ 14,593	\$ 18,242	\$ 21,890	\$ 25,538	
25	\$ 3,780	\$ 7,561	\$ 11,341	\$ 15,122	\$ 18,902	\$ 22,683	\$ 26,463	
30	\$ 4,177	\$ 8,354	\$ 12,530	\$ 16,707	\$ 20,884	\$ 25,061	\$ 29,238	

Bin rental rate included in monthly charge.

Roll-Off Containers (Loose)		Organics						
Capacity in Cubic								
Yards								
Service Collection Charge Based on Number of Collections Per Week								
	1X	2X	3X	4X	5X	6X	7X	
6	\$ 3,193	\$ 6,385	\$ 9,578	\$ 12,771	\$ 15,963	\$ 19,156	\$ 22,349	
12	\$ 3,343	\$ 6,687	\$ 10,030	\$ 13,374	\$ 16,717	\$ 20,060	\$ 23,404	
14	\$ 3,494	\$ 6,988	\$ 10,482	\$ 13,977	\$ 17,471	\$ 20,965	\$ 24,459	
15	\$ 3,645	\$ 7,290	\$ 10,935	\$ 14,580	\$ 18,225	\$ 21,869	\$ 25,514	
16	\$ 3,796	\$ 7,591	\$ 11,387	\$ 15,183	\$ 18,978	\$ 22,774	\$ 26,570	
20	\$ 3,946	\$ 7,893	\$ 11,839	\$ 15,786	\$ 19,732	\$ 23,678	\$ 27,625	
25	\$ 4,097	\$ 8,194	\$ 12,291	\$ 16,389	\$ 20,486	\$ 24,583	\$ 28,680	

Bin rental rate included in monthly charge.

ATTACHMENT B

Roll-Off Containers (Loose)		C&D						
Capacity in Cubic Yards								
Service Collection Charge Based on Number of Collections Per Week								
	1X	2X	3X	4X	5X	6X	7X	
6	\$ 2,847	\$ 5,694	\$ 8,540	\$ 11,387	\$ 14,234	\$ 17,081	\$ 19,927	
12	\$ 2,191	\$ 4,381	\$ 6,572	\$ 8,762	\$ 10,953	\$ 13,144	\$ 15,334	
14	\$ 2,245	\$ 4,491	\$ 6,736	\$ 8,981	\$ 11,226	\$ 13,472	\$ 15,717	
15	\$ 2,300	\$ 4,600	\$ 6,900	\$ 9,200	\$ 11,500	\$ 13,800	\$ 16,100	
16	\$ 2,355	\$ 4,709	\$ 7,064	\$ 9,419	\$ 11,773	\$ 14,128	\$ 16,483	
20	\$ 2,409	\$ 4,819	\$ 7,228	\$ 9,637	\$ 12,047	\$ 14,456	\$ 16,865	
25	\$ 2,464	\$ 4,928	\$ 7,392	\$ 9,856	\$ 12,320	\$ 14,784	\$ 17,248	
30	\$ 2,628	\$ 5,256	\$ 7,884	\$ 10,512	\$ 13,140	\$ 15,768	\$ 18,396	

Bin rental rate included in monthly charge.

Roll-Off Containers (Loose)		Recycling						
Capacity in Cubic Yards								
Service Collection Charge Based on Number of Collections Per Week								
	1X	2X	3X	4X	5X	6X	7X	
12	\$ 1,534	\$ 3,069	\$ 4,603	\$ 6,138	\$ 7,672	\$ 9,207	\$ 10,741	
14	\$ 1,534	\$ 3,069	\$ 4,603	\$ 6,138	\$ 7,672	\$ 9,207	\$ 10,741	
15	\$ 1,534	\$ 3,069	\$ 4,603	\$ 6,138	\$ 7,672	\$ 9,207	\$ 10,741	
16	\$ 1,534	\$ 3,069	\$ 4,603	\$ 6,138	\$ 7,672	\$ 9,207	\$ 10,741	
20	\$ 1,534	\$ 3,069	\$ 4,603	\$ 6,138	\$ 7,672	\$ 9,207	\$ 10,741	
25	\$ 1,534	\$ 3,069	\$ 4,603	\$ 6,138	\$ 7,672	\$ 9,207	\$ 10,741	
30	\$ 1,534	\$ 3,069	\$ 4,603	\$ 6,138	\$ 7,672	\$ 9,207	\$ 10,741	

Bin rental rate included in monthly charge.

(b) The FY2023 monthly rates for compacted roll-off containers:

Roll-Off Containers (Compacted)		Refuse						
Capacity in Cubic Yards								
Service Collection Charge Based on Number of Collections Per Week								
	1X	2X	3X	4X	5X	6X	7X	
12	\$ 7,077	\$ 14,153	\$ 21,230	\$ 28,307	\$ 35,383	\$ 42,460	\$ 49,537	
14	\$ 7,473	\$ 14,946	\$ 22,419	\$ 29,892	\$ 37,365	\$ 44,838	\$ 52,311	
15	\$ 7,869	\$ 15,739	\$ 23,608	\$ 31,478	\$ 39,347	\$ 47,216	\$ 55,086	
16	\$ 8,266	\$ 16,532	\$ 24,797	\$ 33,063	\$ 41,329	\$ 49,595	\$ 57,860	
20	\$ 8,662	\$ 17,324	\$ 25,986	\$ 34,648	\$ 43,311	\$ 51,973	\$ 60,635	
25	\$ 9,058	\$ 18,117	\$ 27,175	\$ 36,234	\$ 45,292	\$ 54,351	\$ 63,409	
30	\$ 10,248	\$ 20,495	\$ 30,743	\$ 40,990	\$ 51,238	\$ 61,485	\$ 71,733	

Bin rental rate included in monthly charge.

ATTACHMENT B

- (c) There shall be a monthly surcharge of \$55.60 multiplied by the number of service pickups per week where extra handling (spinning) of roll-off containers, or where reloading of a container onto a truck is required.
- (d) For short-term (5 consecutive days or less including delivery and removal) rental of roll- off containers, the service rates and additional charges per haul will be as follows:

Capacity in Cubic Yards	Per Haul Charge	
	MSW	C&D
6 (dirt)	\$1,087	\$ 657
12	\$ 721	\$ 506
14	\$ 751	\$ 519
16	\$ 812	\$ 544
20	\$ 843	\$ 556
30	\$ 873	\$ 607

For containers left over 4 days there shall be an additional charge of \$22.40 per day for no more than 2 additional days. For containers left over 6 days the service will be considered a "new" service and a new full short-term rate shall be charged in addition to the original and extra day charges.

1

Section 7. Other Special Provisions & Collection Services, Rates & Charges, the following charges and as approved by the Public Works Director, shall increase by 3% or CPI whichever is greater and may be applied annually on July 1:

(a) Material Contamination Charges to comply with City Ordinance 12.XXX; City, as member of Alameda County Waste Management Authority (StopWaste.org) Opt-in Ordinance, as follows:

1. Residential customers, including 4 multi-family dwelling units or less:
 - a) Recyclables and/or organics in refuse cart:
 - 1st ZWD Notice: \$10.00 charge,
 - 2nd ZWD Notice: \$15.00 charge, and
 - 3rd and succeeding Notice: \$20.00 charge
 - b) Refuse in recyclable or organic cart:
 - 1st ZWD Notice: \$10.00 charge,
 - 2nd ZWD Notice: \$15.00 charge, and
 - 3rd and succeeding Notice: \$20.00 charge
2. Commercial customers, 5 multi-family dwelling units or more and businesses, and per cart(s) and/or bin (s), and bin(s) are one cubic yard capacity or more:
 - a) Recyclables and/or organics in refuse per cart and or bin:
 - 1st ZWD Notice: \$20.00 charge,
 - 2nd ZWD Notice: \$40.00 charge, and

ATTACHMENT B

- 3rd and succeeding Notice: \$60.00 charge, and
- Refusing to accept recycle and/or organic carts(s) and bins, additional charge of \$250 per month per service location.

(b) Bulky Waste Collection, left at the edge of the right-of-way (sidewalk or if no sidewalk at the curb) on the scheduled Bulky Pickup Day constitutes authorization for the City to provide services to remove the materials, and charge the following:

1. Residential customers, single family and up to four (4) multi-family dwelling units.
 - At no charge, one (1) collection per year of up to three (3) cubic yards. An additional charge of \$40.92 per each cubic yard in excess of the 3 cubic yards.
2. Commercial Customers, multi-family units of 5 or more and business:
 - \$125.00 per collection of up to three (3) cubic yards. An additional charge of \$40.92 per each cubic yard in excess of the 3 cubic yards.

(c) For compaction-filled refuse bins and roll-off containers, the regular service collection and pick-up rates and charges set forth for these containers will be tripled or 3 times the current monthly rate).

(d) For reasons of worker safety, cans may not be used for food waste and other compostable material due to weight. The Solid Waste & Recycling Manager may approve or deny commercial collection of food waste, plant debris, and other compostable materials.

(e) The additional charge for regularly scheduled collection of additional refuse cans or carts shall be \$6.65 for each additional can or cart with up to 45-gallon capacity, and \$11.40 for each additional 64 or 96 gallon cart. Pre-paid bags will be collected at no additional charge, and can be purchased at locations established or authorized by the Public Works Director. For reasons of worker safety and ready identification of items to be disposed, only bags procured from the City or containers provided by the City will be picked up.

(f) For commercial, 5 dwelling units or more and businesses, customers and for owners' bins only, one 91) cubic yard capacity of more, and if customer requests the following repairs, shall be charge as follows:

1. Complete bin replacement 100% of City cost (3rd party vendor) plus 10% administrative cost.
2. Wheel replacement, per wheel, \$75.00.
 - With plate replacement, additional, per plate, \$75.00.
3. Side wall(s) replacement, 100% of City cost (3rd party vendor) plus 10% administrative fee.
4. Lid replacement, 100% of City cost (3rd party vendor) plus 10% administrative fee.

(g) Customers may use pre-paid bags or tags, or additional carts provided by the City for additional regularly scheduled collection. Extra materials will be removed only during regularly scheduled service. Pre-paid bags can be purchased at locations established by

ATTACHMENT B

the Public Works Director. For reasons of worker safety and ready identification of items to be disposed, only bags, tags, and containers procured from the City will be picked up.

(h) For collection of pre-paid bags from residential customers at times other than during regularly scheduled service, or from locations not scheduled for service, the charge shall be \$25.80 for collection of the first bag and no charge for additional bags (up to 10 bags). Pre-paid bags can be purchased at locations established by the Public Works Director. For reasons of worker safety and ready identification of items to be disposed, only bags procured from the City or containers provided by the City will be picked up.

(i) For refuse, recycling and organic collection from commercial customers at times other than during regularly scheduled service, or from locations not scheduled for service, the charge shall be \$29.75 for the first bin or cart, and \$6.65 for each additional bin or cart with a capacity of up to 45 gallons and \$11.40 for each additional 64 or 96 gallon cart. For reasons of worker safety and efficiency, only cans or City provided carts will be picked up.

(j) The prices for optional extra pre-paid bags shall be:

Prepaid Residential Refuse Bag	\$6.85 each
Prepaid Residential Plant Debris Bag	\$2.75 each

(k) There shall be a charge of \$40.35 per month, multiplied by the number of service pickups per week and bins and/or carts, for handling customer keys and codes to access containers. There is no charge for use of the standard key recommended by the Zero Waste Division, Solid Waste & Recycling Manager.

(l) The charge for replacement of a solid waste cart that was maliciously or willfully destroyed, or for which reasonable care was not used in securing or maintaining the cart, shall be 100% of City's, 3rd party vendor, and 10% administrative fee.

Section 8. Agreements. The City Council may authorize agreements with the Berkeley Unified School District, the University of California, or any other governmental agency or special district for collection and disposal of refuse, recycling, and organic materials upon such terms and conditions as may be mutually agreed upon.

Exhibit A

FIRE SURCHARGE
AREA

The Fire Surcharge Area is all of that area within the City of Berkeley that is east of the line beginning at a point on the northern boundary line of the City of Berkeley 100 feet west of the western line of Arlington Avenue, and running thence southerly parallel to the western line of Arlington Avenue to the northern line of The Circle; thence southerly across the Circle to the intersection of the southern line thereof with the center line of Fountain Walk; thence southerly along the center line of Fountain Walk to the northern line of Del Norte Street to a point on the southern line thereof, distant 100 feet at right angles easterly from the northern extension of the eastern line of Sutter Street; thence southerly parallel to the eastern line of Sutter Street to the northern line of Eunice Street; thence southerly across Eunice Street to a point on the southern line thereof, distant 100 feet east of the eastern line of Henry Street; thence southerly parallel to the eastern line of Henry Street to a point 100 feet north of the northern line of Rose Street; thence easterly parallel to the northern line of Rose Street to a point 100 feet east of the eastern line of Spruce Street, thence southerly parallel to the eastern line of Spruce Street to a point 100 feet north of the northern line of Cedar Street; thence easterly parallel to the northern line of Cedar Street to a point 100 feet east of the northern extension of the eastern line of Scenic Avenue, as located south of Cedar Street; thence southerly parallel to said extension of Scenic Avenue and parallel to Scenic Avenue to a point 100 feet north of the northern line of Hilgard Avenue; thence easterly parallel to the northern line of Hilgard Avenue to a point 100 feet west of the western line of Euclid Avenue; thence southerly parallel to the western line of Euclid Avenue to the northern line of Hearst Avenue; thence southerly in a straight line to a point on the southern line of the grounds of the University of California, distant 100 feet east of the eastern line of College Avenue; thence southerly parallel to the eastern line of College Avenue to a point 100 feet north of the northern line of Bancroft Way; thence easterly parallel to the northern line of Bancroft Way to a point 100 feet west of the western line of Piedmont Avenue; thence southerly parallel to the western line of Piedmont Avenue to the center line of Dwight Way; thence easterly along the center line of Dwight Way and along its eastern extension to the eastern boundary line of the City of Berkeley; thence southerly along the eastern boundary of the City of Berkeley to the southern line of Russell Street; thence southerly along the western line of Domingo Avenue to a point 100 feet west of the western line of El Camino Real; thence southerly parallel to the western line of El Camino Real to the center line of The Uplands; thence westerly along the center line of the Uplands to a point 100 feet east of the eastern line of Claremont Avenue; thence southerly parallel to the eastern line of Claremont Avenue to the southern line of the City of Berkeley.

Exhibit B
Proposed Solid Waste, Recycling and Organics Collection Rates
for FY2023-FY2027

Residential Solid Waste Management Integrated Cart Rates
(Once (1) per week collection)

FY2023

13 g	20 g	32 g	45 g	64 g	96 g
\$ 27.50	\$ 37.10	\$ 52.21	\$ 67.38	\$ 90.28	\$ 125.87

FY2024

13 g	20 g	32 g	45 g	64 g	96 g
\$ 37.16	\$ 45.90	\$ 59.76	\$ 72.19	\$ 93.78	\$ 123.57

FY2025

13 g	20 g	32 g	45 g	64 g	96 g
\$ 47.07	\$ 55.45	\$ 67.30	\$ 79.18	\$ 98.57	\$ 124.35

FY2026

13 g	20 g	32 g	45 g	64 g	96 g
\$ 57.00	\$ 65.50	\$ 75.27	\$ 85.13	\$ 104.35	\$ 127.26

FY2027

13 g	20 g	32 g	45 g	64 g	96 g
\$ 72.43	\$ 76.81	\$ 84.31	\$ 92.44	\$ 109.46	\$ 132.04

Residential Solid Waste Management Integrated Bin Rates

FY2023

Frequency	1 cy	1.5 cy	2 cy
1 /week	\$ 152.71	\$ 245.41	\$ 378.05
2 /week	\$ 376.24	\$ 561.64	\$ 826.91

FY2024

Frequency	1 cy	1.5 cy	2 cy
1 /week	\$ 181.40	\$ 274.59	\$ 407.91
2 /week	\$ 399.94	\$ 586.31	\$ 852.94

FY2025

Frequency	1 cy	1.5 cy	2 cy
1 /week	\$ 200.35	\$ 297.35	\$ 434.67
2 /week	\$ 419.88	\$ 611.88	\$ 886.52

FY2026

Frequency	1 cy	1.5 cy	2 cy
1 /week	\$ 204.67	\$ 303.46	\$ 444.76
2 /week	\$ 445.61	\$ 643.19	\$ 925.78

FY2027

Frequency	1 cy	1.5 cy	2 cy
1 /week	\$ 224.11	\$ 325.88	\$ 471.38
2 /week	\$ 461.98	\$ 665.51	\$ 956.52

Refuse Commercial Carts and Multi-family Dwelling Units of 5 or More and Businesses
FY2023

Frequency	13 g	20 g	32 g	45 g	64 g	96 g
1 /week	\$ 33.89	\$ 35.47	\$ 38.17	\$ 42.00	\$ 46.66	\$ 56.42
2 /week	\$ 88.86	\$ 92.02	\$ 97.43	\$ 105.08	\$ 114.40	\$ 133.92
3 /week	\$ 143.84	\$ 148.57	\$ 156.68	\$ 168.16	\$ 182.13	\$ 211.42
4 /week	\$ 198.81	\$ 205.12	\$ 215.93	\$ 231.23	\$ 249.87	\$ 288.92
5 /week	\$ 253.78	\$ 261.66	\$ 275.18	\$ 294.31	\$ 317.61	\$ 366.42
6 /week	\$ 308.75	\$ 318.21	\$ 334.43	\$ 357.39	\$ 385.34	\$ 443.91
7 /week	\$ 363.72	\$ 374.76	\$ 393.68	\$ 420.47	\$ 453.08	\$ 521.41

FY2024

Frequency	13 g	20 g	32 g	45 g	64 g	96 g
1 /week	\$ 35.13	\$ 36.74	\$ 39.48	\$ 43.37	\$ 48.10	\$ 58.03
2 /week	\$ 90.15	\$ 93.35	\$ 98.84	\$ 106.63	\$ 116.09	\$ 135.95
3 /week	\$ 145.17	\$ 149.97	\$ 158.21	\$ 169.88	\$ 184.08	\$ 213.87
4 /week	\$ 200.18	\$ 206.59	\$ 217.57	\$ 233.13	\$ 252.07	\$ 291.78
5 /week	\$ 255.20	\$ 263.21	\$ 276.93	\$ 296.39	\$ 320.05	\$ 369.70
6 /week	\$ 310.22	\$ 319.83	\$ 336.30	\$ 359.64	\$ 388.04	\$ 447.61
7 /week	\$ 365.24	\$ 376.44	\$ 395.66	\$ 422.90	\$ 456.03	\$ 525.53

FY2025

Frequency	13 g	20 g	32 g	45 g	64 g	96 g
1 /week	\$ 36.33	\$ 38.00	\$ 40.85	\$ 44.90	\$ 49.83	\$ 60.17
2 /week	\$ 91.47	\$ 94.80	\$ 100.51	\$ 108.61	\$ 118.46	\$ 139.15
3 /week	\$ 146.60	\$ 151.60	\$ 160.16	\$ 172.32	\$ 187.10	\$ 218.13
4 /week	\$ 201.74	\$ 208.40	\$ 219.82	\$ 236.03	\$ 255.73	\$ 297.11
5 /week	\$ 256.87	\$ 265.20	\$ 279.48	\$ 299.74	\$ 324.37	\$ 376.09
6 /week	\$ 312.01	\$ 322.00	\$ 339.13	\$ 363.45	\$ 393.00	\$ 455.06
7 /week	\$ 367.15	\$ 378.80	\$ 398.79	\$ 427.16	\$ 461.64	\$ 534.04

FY2026

Frequency	13 g	20 g	32 g	45 g	64 g	96 g
1 /week	\$ 37.47	\$ 39.19	\$ 42.16	\$ 46.37	\$ 51.48	\$ 62.22
2 /week	\$ 92.72	\$ 96.17	\$ 102.10	\$ 110.52	\$ 120.74	\$ 142.24
3 /week	\$ 147.97	\$ 153.15	\$ 162.04	\$ 174.67	\$ 190.01	\$ 222.25
4 /week	\$ 203.22	\$ 210.13	\$ 221.98	\$ 238.82	\$ 259.27	\$ 302.26
5 /week	\$ 258.48	\$ 267.11	\$ 281.93	\$ 302.97	\$ 328.54	\$ 382.27
6 /week	\$ 313.73	\$ 324.09	\$ 341.87	\$ 367.13	\$ 397.80	\$ 462.28
7 /week	\$ 368.98	\$ 381.08	\$ 401.81	\$ 431.28	\$ 467.07	\$ 542.29

FY2027

Frequency	13 g	20 g	32 g	45 g	64 g	96 g
1 /week	\$ 38.65	\$ 40.45	\$ 43.53	\$ 47.91	\$ 53.23	\$ 64.42
2 /week	\$ 94.03	\$ 97.63	\$ 103.79	\$ 112.56	\$ 123.20	\$ 145.57
3 /week	\$ 149.42	\$ 154.81	\$ 164.06	\$ 177.20	\$ 193.16	\$ 226.72
4 /week	\$ 204.80	\$ 211.99	\$ 224.32	\$ 241.85	\$ 263.13	\$ 307.87
5 /week	\$ 260.18	\$ 269.17	\$ 284.58	\$ 306.49	\$ 333.09	\$ 389.02
6 /week	\$ 315.56	\$ 326.35	\$ 344.84	\$ 371.13	\$ 403.05	\$ 470.17
7 /week	\$ 370.94	\$ 383.53	\$ 405.10	\$ 435.78	\$ 473.02	\$ 551.32

Recycling Commercial Carts, Multi-family Dwelling Units of 5 or More and Businesses
FY2023

Frequency	13 g	20 g	32 g	45 g	64 g	96 g
1 /week	\$ 7.49	\$ 9.23	\$ 12.23	\$ 15.48	\$ 22.50	\$ 31.63
2 /week	\$ 62.77	\$ 66.27	\$ 72.26	\$ 78.75	\$ 92.81	\$ 111.07
3 /week	\$ 118.06	\$ 123.31	\$ 132.30	\$ 142.03	\$ 163.11	\$ 190.51
4 /week	\$ 173.35	\$ 180.34	\$ 192.33	\$ 205.31	\$ 233.42	\$ 269.95
5 /week	\$ 228.64	\$ 237.38	\$ 252.36	\$ 268.59	\$ 303.73	\$ 349.38
6 /week	\$ 283.93	\$ 294.42	\$ 312.40	\$ 331.87	\$ 374.03	\$ 428.82

FY2024

Frequency	13 g	20 g	32 g	45 g	64 g	96 g
1 /week	\$ 7.81	\$ 9.58	\$ 12.60	\$ 15.87	\$ 22.96	\$ 32.17
2 /week	\$ 63.13	\$ 66.65	\$ 72.70	\$ 79.24	\$ 93.42	\$ 111.84
3 /week	\$ 118.45	\$ 123.73	\$ 132.80	\$ 142.62	\$ 163.88	\$ 191.51
4 /week	\$ 173.76	\$ 180.81	\$ 192.90	\$ 205.99	\$ 234.34	\$ 271.18
5 /week	\$ 229.08	\$ 237.89	\$ 253.00	\$ 269.37	\$ 304.80	\$ 350.85
6 /week	\$ 284.40	\$ 294.97	\$ 313.10	\$ 332.74	\$ 375.26	\$ 430.52

FY2025

Frequency	13 g	20 g	32 g	45 g	64 g	96 g
1 /week	\$ 8.08	\$ 9.91	\$ 13.04	\$ 16.44	\$ 23.79	\$ 33.34
2 /week	\$ 63.52	\$ 67.17	\$ 73.44	\$ 80.24	\$ 94.94	\$ 114.05
3 /week	\$ 118.96	\$ 124.44	\$ 133.85	\$ 144.03	\$ 166.09	\$ 194.75
4 /week	\$ 174.40	\$ 181.71	\$ 194.25	\$ 207.83	\$ 237.24	\$ 275.45
5 /week	\$ 229.84	\$ 238.98	\$ 254.65	\$ 271.63	\$ 308.39	\$ 356.15
6 /week	\$ 285.27	\$ 296.25	\$ 315.05	\$ 335.43	\$ 379.54	\$ 436.86

FY2026

Frequency	13 g	20 g	32 g	45 g	64 g	96 g
1 /week	\$ 8.34	\$ 10.24	\$ 13.49	\$ 17.02	\$ 24.64	\$ 34.55
2 /week	\$ 63.91	\$ 67.70	\$ 74.21	\$ 81.25	\$ 96.51	\$ 116.33
3 /week	\$ 119.48	\$ 125.17	\$ 134.92	\$ 145.49	\$ 168.37	\$ 198.11
4 /week	\$ 175.04	\$ 182.63	\$ 195.64	\$ 209.73	\$ 240.24	\$ 279.88
5 /week	\$ 230.61	\$ 240.09	\$ 256.35	\$ 273.97	\$ 312.10	\$ 361.66
6 /week	\$ 286.18	\$ 297.56	\$ 317.07	\$ 338.21	\$ 383.97	\$ 443.43

FY2027

Frequency	13 g	20 g	32 g	45 g	64 g	96 g
1 /week	\$ 8.62	\$ 10.59	\$ 13.96	\$ 17.61	\$ 25.53	\$ 35.81
2 /week	\$ 64.32	\$ 68.25	\$ 75.00	\$ 82.31	\$ 98.13	\$ 118.69
3 /week	\$ 120.01	\$ 125.92	\$ 136.04	\$ 147.00	\$ 170.74	\$ 201.58
4 /week	\$ 175.71	\$ 183.58	\$ 197.08	\$ 211.70	\$ 243.34	\$ 284.47
5 /week	\$ 231.41	\$ 241.25	\$ 258.12	\$ 276.39	\$ 315.95	\$ 367.35
6 /week	\$ 287.11	\$ 298.92	\$ 319.16	\$ 341.08	\$ 388.55	\$ 450.24

Organics Commercial Carts, Multi-family Dwelling Units of 5 or More and Businesses
FY2023

Frequency	13 g	20 g	32 g	45 g	64 g	96 g
1 /week	\$ 17.72	\$ 19.60	\$ 22.88	\$ 26.51	\$ 31.89	\$ 41.77
2 /week	\$ 73.12	\$ 76.90	\$ 83.45	\$ 90.72	\$ 101.48	\$ 121.22
3 /week	\$ 128.53	\$ 134.19	\$ 144.01	\$ 154.92	\$ 171.06	\$ 200.68
4 /week	\$ 183.94	\$ 191.49	\$ 204.58	\$ 219.13	\$ 240.65	\$ 280.14
5 /week	\$ 239.34	\$ 248.78	\$ 265.15	\$ 283.33	\$ 310.23	\$ 359.60
6 /week	\$ 294.75	\$ 306.08	\$ 325.72	\$ 347.53	\$ 379.81	\$ 439.05
7 /week	\$ 350.16	\$ 363.37	\$ 386.29	\$ 411.74	\$ 449.40	\$ 518.51

FY2024

Frequency	13 g	20 g	32 g	45 g	64 g	96 g
1 /week	\$ 18.73	\$ 20.64	\$ 23.95	\$ 27.62	\$ 33.04	\$ 42.90
2 /week	\$ 74.20	\$ 78.02	\$ 84.65	\$ 91.98	\$ 102.82	\$ 122.54
3 /week	\$ 129.66	\$ 135.40	\$ 145.34	\$ 156.34	\$ 172.60	\$ 202.18
4 /week	\$ 185.13	\$ 192.78	\$ 206.03	\$ 220.70	\$ 242.38	\$ 281.82
5 /week	\$ 240.60	\$ 250.16	\$ 266.72	\$ 285.06	\$ 312.16	\$ 361.46
6 /week	\$ 296.07	\$ 307.54	\$ 327.41	\$ 349.42	\$ 381.94	\$ 441.10
7 /week	\$ 351.53	\$ 364.92	\$ 388.10	\$ 413.78	\$ 451.72	\$ 520.74

FY2025

Frequency	13 g	20 g	32 g	45 g	64 g	96 g
1 /week	\$ 19.33	\$ 21.31	\$ 24.75	\$ 28.56	\$ 34.20	\$ 44.48
2 /week	\$ 74.92	\$ 78.89	\$ 85.77	\$ 93.39	\$ 104.67	\$ 125.23
3 /week	\$ 130.51	\$ 136.46	\$ 146.78	\$ 158.22	\$ 175.13	\$ 205.98
4 /week	\$ 186.10	\$ 194.04	\$ 207.80	\$ 223.05	\$ 245.59	\$ 286.73
5 /week	\$ 241.69	\$ 251.62	\$ 268.81	\$ 287.88	\$ 316.06	\$ 367.48
6 /week	\$ 297.28	\$ 309.19	\$ 329.83	\$ 352.71	\$ 386.52	\$ 448.23
7 /week	\$ 352.88	\$ 366.77	\$ 390.85	\$ 417.53	\$ 456.99	\$ 528.98

FY2026

Frequency	13 g	20 g	32 g	45 g	64 g	96 g
1 /week	\$ 19.92	\$ 21.98	\$ 25.56	\$ 29.53	\$ 35.40	\$ 46.13
2 /week	\$ 75.65	\$ 79.78	\$ 86.93	\$ 94.87	\$ 106.60	\$ 128.07
3 /week	\$ 131.38	\$ 137.57	\$ 148.30	\$ 160.20	\$ 177.81	\$ 210.00
4 /week	\$ 187.10	\$ 195.36	\$ 209.67	\$ 225.54	\$ 249.02	\$ 291.94
5 /week	\$ 242.83	\$ 253.15	\$ 271.04	\$ 290.88	\$ 320.22	\$ 373.88
6 /week	\$ 298.56	\$ 310.94	\$ 332.41	\$ 356.22	\$ 391.43	\$ 455.82
7 /week	\$ 354.29	\$ 368.74	\$ 393.78	\$ 421.55	\$ 462.64	\$ 537.76

FY2027

Frequency	13 g	20 g	32 g	45 g	64 g	96 g
1 /week	\$ 20.53	\$ 22.68	\$ 26.40	\$ 30.53	\$ 36.64	\$ 47.83
2 /week	\$ 76.40	\$ 80.69	\$ 88.13	\$ 96.39	\$ 108.61	\$ 131.00
3 /week	\$ 132.27	\$ 138.71	\$ 149.87	\$ 162.26	\$ 180.58	\$ 214.17
4 /week	\$ 188.14	\$ 196.72	\$ 211.60	\$ 228.12	\$ 252.56	\$ 297.34
5 /week	\$ 244.01	\$ 254.74	\$ 273.34	\$ 293.99	\$ 324.53	\$ 380.51
6 /week	\$ 299.88	\$ 312.76	\$ 335.07	\$ 359.85	\$ 396.51	\$ 463.68
7 /week	\$ 355.75	\$ 370.77	\$ 396.81	\$ 425.72	\$ 468.48	\$ 546.84

Refuse Commercial Bins, Multi-family Dwelling Units of 5 or More and Businesses
FY2023

Frequency	1 cy	1.5 cy	2 cy	3 cy	4 cy	5 cy	6 cy	8 cy
1 /week	\$ 145.74	\$ 210.52	\$ 297.74	\$ 458.96	\$ 635.03	\$ 901.91	\$ 1,216.71	\$ 1,951.75
2 /week	\$ 367.32	\$ 496.88	\$ 671.32	\$ 993.75	\$ 1,341.18	\$ 1,874.94	\$ 2,504.54	\$ 3,974.62
3 /week	\$ 588.90	\$ 783.23	\$ 1,044.89	\$ 1,528.54	\$ 2,047.33	\$ 2,847.97	\$ 3,792.38	\$ 5,997.49
4 /week	\$ 810.47	\$ 1,069.58	\$ 1,418.47	\$ 2,063.33	\$ 2,753.49	\$ 3,821.00	\$ 5,080.21	\$ 8,020.36
5 /week	\$ 1,032.05	\$ 1,355.94	\$ 1,792.04	\$ 2,598.13	\$ 3,459.64	\$ 4,794.03	\$ 6,368.04	\$ 10,043.23
6 /week	\$ 1,253.62	\$ 1,642.29	\$ 2,165.62	\$ 3,132.92	\$ 4,165.79	\$ 5,767.06	\$ 7,655.87	\$ 12,066.10
7 /week	\$ 1,475.20	\$ 1,928.65	\$ 2,539.19	\$ 3,667.71	\$ 4,871.94	\$ 6,740.09	\$ 8,943.71	\$ 14,088.97

FY2024

Frequency	1 cy	1.5 cy	2 cy	3 cy	4 cy	5 cy	6 cy	8 cy
1 /week	\$ 140.02	\$ 201.89	\$ 285.26	\$ 439.32	\$ 639.34	\$ 908.00	\$ 1,224.98	\$ 1,965.25
2 /week	\$ 349.36	\$ 473.09	\$ 639.83	\$ 947.96	\$ 1,347.09	\$ 1,884.41	\$ 2,518.37	\$ 3,998.90
3 /week	\$ 558.70	\$ 744.29	\$ 994.40	\$ 1,456.60	\$ 2,054.83	\$ 2,860.81	\$ 3,811.75	\$ 6,032.55
4 /week	\$ 768.04	\$ 1,015.49	\$ 1,348.97	\$ 1,965.23	\$ 2,762.57	\$ 3,837.21	\$ 5,105.13	\$ 8,066.20
5 /week	\$ 977.38	\$ 1,286.69	\$ 1,703.54	\$ 2,473.87	\$ 3,470.31	\$ 4,813.61	\$ 6,398.51	\$ 10,099.85
6 /week	\$ 1,186.72	\$ 1,557.89	\$ 2,058.11	\$ 2,982.51	\$ 4,178.06	\$ 5,790.01	\$ 7,691.90	\$ 12,133.50
7 /week	\$ 1,396.06	\$ 1,829.09	\$ 2,412.69	\$ 3,491.15	\$ 4,885.80	\$ 6,766.41	\$ 8,985.28	\$ 14,167.15

FY2025

Frequency	1 cy	1.5 cy	2 cy	3 cy	4 cy	5 cy	6 cy	8 cy
1 /week	\$ 129.08	\$ 186.34	\$ 263.57	\$ 406.26	\$ 599.60	\$ 852.07	\$ 1,150.03	\$ 1,846.00
2 /week	\$ 318.23	\$ 432.74	\$ 587.20	\$ 872.58	\$ 1,259.27	\$ 1,764.22	\$ 2,360.13	\$ 3,752.07
3 /week	\$ 507.38	\$ 679.15	\$ 910.84	\$ 1,338.91	\$ 1,918.94	\$ 2,676.36	\$ 3,570.22	\$ 5,658.14
4 /week	\$ 696.53	\$ 925.55	\$ 1,234.48	\$ 1,805.24	\$ 2,578.62	\$ 3,588.50	\$ 4,780.32	\$ 7,564.20
5 /week	\$ 885.69	\$ 1,171.96	\$ 1,558.11	\$ 2,271.56	\$ 3,238.29	\$ 4,500.65	\$ 5,990.42	\$ 9,470.27
6 /week	\$ 1,074.84	\$ 1,418.36	\$ 1,881.75	\$ 2,737.89	\$ 3,897.96	\$ 5,412.79	\$ 7,200.52	\$ 11,376.34
7 /week	\$ 1,263.99	\$ 1,664.77	\$ 2,205.38	\$ 3,204.21	\$ 4,557.63	\$ 6,324.93	\$ 8,410.62	\$ 13,282.41

FY2026

Frequency	1 cy	1.5 cy	2 cy	3 cy	4 cy	5 cy	6 cy	8 cy
1 /week	\$ 119.76	\$ 173.07	\$ 245.04	\$ 377.98	\$ 548.92	\$ 780.45	\$ 1,053.74	\$ 1,692.21
2 /week	\$ 292.08	\$ 398.71	\$ 542.64	\$ 808.53	\$ 1,149.53	\$ 1,612.59	\$ 2,159.18	\$ 3,436.10
3 /week	\$ 464.41	\$ 624.35	\$ 840.25	\$ 1,239.08	\$ 1,750.15	\$ 2,444.74	\$ 3,264.61	\$ 5,180.00
4 /week	\$ 636.73	\$ 849.99	\$ 1,137.86	\$ 1,669.63	\$ 2,350.76	\$ 3,276.88	\$ 4,370.05	\$ 6,923.90
5 /week	\$ 809.06	\$ 1,075.63	\$ 1,435.47	\$ 2,100.18	\$ 2,951.37	\$ 4,109.02	\$ 5,475.48	\$ 8,667.80
6 /week	\$ 981.38	\$ 1,301.27	\$ 1,733.07	\$ 2,530.73	\$ 3,551.98	\$ 4,941.16	\$ 6,580.92	\$ 10,411.69
7 /week	\$ 1,153.71	\$ 1,526.91	\$ 2,030.68	\$ 2,961.28	\$ 4,152.60	\$ 5,773.31	\$ 7,686.35	\$ 12,155.59

FY2027

Frequency	1 cy	1.5 cy	2 cy	3 cy	4 cy	5 cy	6 cy	8 cy
1 /week	\$ 103.54	\$ 149.80	\$ 212.27	\$ 327.65	\$ 484.13	\$ 688.56	\$ 929.89	\$ 1,493.71
2 /week	\$ 249.82	\$ 342.35	\$ 467.28	\$ 698.06	\$ 1,011.01	\$ 1,419.88	\$ 1,902.53	\$ 3,030.16
3 /week	\$ 396.11	\$ 534.90	\$ 722.30	\$ 1,068.46	\$ 1,537.88	\$ 2,151.19	\$ 2,875.17	\$ 4,566.62
4 /week	\$ 542.40	\$ 727.45	\$ 977.32	\$ 1,438.87	\$ 2,064.76	\$ 2,882.50	\$ 3,847.81	\$ 6,103.08
5 /week	\$ 688.68	\$ 920.00	\$ 1,232.34	\$ 1,809.27	\$ 2,591.64	\$ 3,613.81	\$ 4,820.45	\$ 7,639.54
6 /week	\$ 834.97	\$ 1,112.55	\$ 1,487.36	\$ 2,179.67	\$ 3,118.52	\$ 4,345.13	\$ 5,793.09	\$ 9,175.99
7 /week	\$ 981.26	\$ 1,305.10	\$ 1,742.37	\$ 2,550.08	\$ 3,645.40	\$ 5,076.44	\$ 6,765.73	\$ 10,712.45

Recycling Commercial Bins, Multi-family Dwelling Units of 5 or More and Businesses
FY2023

Frequency	1 cy	1.5 cy	2 cy	3 cy	4 cy	5 cy	6 cy
1 /week	\$ 75.94	\$ 122.54	\$ 190.65	\$ 348.38	\$ 577.81	\$ 828.75	\$ 1,122.70
2 /week	\$ 225.70	\$ 318.90	\$ 455.12	\$ 770.59	\$ 1,229.44	\$ 1,731.32	\$ 2,319.23
3 /week	\$ 375.46	\$ 515.27	\$ 719.60	\$ 1,192.79	\$ 1,881.08	\$ 2,633.89	\$ 3,515.75
4 /week	\$ 525.22	\$ 711.63	\$ 984.07	\$ 1,615.00	\$ 2,532.71	\$ 3,536.46	\$ 4,712.28
5 /week	\$ 674.98	\$ 907.99	\$ 1,248.55	\$ 2,037.21	\$ 3,184.35	\$ 4,439.03	\$ 5,908.80
6 /week	\$ 824.74	\$ 1,104.36	\$ 1,513.02	\$ 2,459.41	\$ 3,835.98	\$ 5,341.60	\$ 7,105.33

FY2024

Frequency	1 cy	1.5 cy	2 cy	3 cy	4 cy	5 cy	6 cy
1 /week	\$ 76.84	\$ 123.84	\$ 192.53	\$ 351.60	\$ 582.98	\$ 836.05	\$ 1,132.50
2 /week	\$ 227.21	\$ 321.21	\$ 458.59	\$ 776.73	\$ 1,239.49	\$ 1,745.62	\$ 2,338.53
3 /week	\$ 377.58	\$ 518.58	\$ 724.65	\$ 1,201.86	\$ 1,895.99	\$ 2,655.20	\$ 3,544.55
4 /week	\$ 527.95	\$ 715.95	\$ 990.71	\$ 1,626.99	\$ 2,552.50	\$ 3,564.77	\$ 4,750.58
5 /week	\$ 678.32	\$ 913.32	\$ 1,256.77	\$ 2,052.12	\$ 3,209.01	\$ 4,474.35	\$ 5,956.61
6 /week	\$ 828.69	\$ 1,110.69	\$ 1,522.83	\$ 2,477.25	\$ 3,865.51	\$ 5,383.92	\$ 7,162.63

FY2025

Frequency	1 cy	1.5 cy	2 cy	3 cy	4 cy	5 cy	6 cy
1 /week	\$ 79.69	\$ 128.44	\$ 199.70	\$ 364.72	\$ 604.74	\$ 867.26	\$ 1,174.79
2 /week	\$ 232.76	\$ 330.27	\$ 472.78	\$ 802.82	\$ 1,282.86	\$ 1,807.91	\$ 2,422.97
3 /week	\$ 385.83	\$ 532.10	\$ 745.87	\$ 1,240.91	\$ 1,960.98	\$ 2,748.56	\$ 3,671.14
4 /week	\$ 538.91	\$ 733.92	\$ 1,018.95	\$ 1,679.01	\$ 2,639.10	\$ 3,689.20	\$ 4,919.32
5 /week	\$ 691.98	\$ 935.75	\$ 1,292.03	\$ 2,117.11	\$ 3,317.22	\$ 4,629.85	\$ 6,167.49
6 /week	\$ 845.05	\$ 1,137.58	\$ 1,565.12	\$ 2,555.21	\$ 3,995.35	\$ 5,570.49	\$ 7,415.67

FY2026

Frequency	1 cy	1.5 cy	2 cy	3 cy	4 cy	5 cy	6 cy
1 /week	\$ 82.64	\$ 133.22	\$ 207.14	\$ 378.34	\$ 627.35	\$ 899.71	\$ 1,218.75
2 /week	\$ 238.52	\$ 339.68	\$ 487.53	\$ 829.92	\$ 1,327.94	\$ 1,872.66	\$ 2,510.75
3 /week	\$ 394.40	\$ 546.14	\$ 767.92	\$ 1,281.50	\$ 2,028.54	\$ 2,845.61	\$ 3,802.75
4 /week	\$ 550.28	\$ 752.60	\$ 1,048.30	\$ 1,733.09	\$ 2,729.13	\$ 3,818.56	\$ 5,094.74
5 /week	\$ 706.16	\$ 959.06	\$ 1,328.69	\$ 2,184.67	\$ 3,429.73	\$ 4,791.51	\$ 6,386.74
6 /week	\$ 862.04	\$ 1,165.53	\$ 1,609.08	\$ 2,636.25	\$ 4,130.32	\$ 5,764.46	\$ 7,678.74

FY2027

Frequency	1 cy	1.5 cy	2 cy	3 cy	4 cy	5 cy	6 cy
1 /week	\$ 85.69	\$ 138.16	\$ 214.84	\$ 392.44	\$ 650.75	\$ 933.28	\$ 1,264.25
2 /week	\$ 244.48	\$ 349.42	\$ 502.79	\$ 857.97	\$ 1,374.61	\$ 1,939.67	\$ 2,601.60
3 /week	\$ 403.26	\$ 560.68	\$ 790.74	\$ 1,323.51	\$ 2,098.46	\$ 2,946.06	\$ 3,938.96
4 /week	\$ 562.05	\$ 771.93	\$ 1,078.68	\$ 1,789.05	\$ 2,822.31	\$ 3,952.44	\$ 5,276.31
5 /week	\$ 720.84	\$ 983.19	\$ 1,366.63	\$ 2,254.59	\$ 3,546.17	\$ 4,958.83	\$ 6,613.66
6 /week	\$ 879.63	\$ 1,194.45	\$ 1,654.58	\$ 2,720.13	\$ 4,270.02	\$ 5,965.21	\$ 7,951.01

Organics Commercial Bins, Multi-family Dwelling Units of 5 or More and Businesses
FY2023

Frequency	1 cy	1.5 cy	2 cy	3 cy	4 cy	5 cy	6 cy
1 /week	\$ 110.31	\$ 168.42	\$ 233.13	\$ 388.97	\$ 545.51	\$ 755.00	\$ 995.67
2 /week	\$ 311.73	\$ 427.94	\$ 557.36	\$ 869.05	\$ 1,177.04	\$ 1,596.01	\$ 2,077.34
3 /week	\$ 513.15	\$ 687.46	\$ 881.59	\$ 1,349.12	\$ 1,808.56	\$ 2,437.02	\$ 3,159.02
4 /week	\$ 714.57	\$ 946.99	\$ 1,205.83	\$ 1,829.20	\$ 2,440.09	\$ 3,278.03	\$ 4,240.70
5 /week	\$ 915.99	\$ 1,206.51	\$ 1,530.06	\$ 2,309.28	\$ 3,071.61	\$ 4,119.04	\$ 5,322.38
6 /week	\$ 1,117.41	\$ 1,466.03	\$ 1,854.29	\$ 2,789.35	\$ 3,703.14	\$ 4,960.06	\$ 6,404.06
7 /week	\$ 1,318.83	\$ 1,725.56	\$ 2,178.53	\$ 3,269.43	\$ 4,334.66	\$ 5,801.07	\$ 7,485.73

FY2024

Frequency	1 cy	1.5 cy	2 cy	3 cy	4 cy	5 cy	6 cy
1 /week	\$ 93.51	\$ 141.05	\$ 193.56	\$ 318.51	\$ 487.87	\$ 669.89	\$ 877.86
2 /week	\$ 262.34	\$ 357.40	\$ 462.43	\$ 712.32	\$ 1,054.18	\$ 1,418.23	\$ 1,834.17
3 /week	\$ 431.16	\$ 573.76	\$ 731.30	\$ 1,106.14	\$ 1,620.49	\$ 2,166.58	\$ 2,790.47
4 /week	\$ 599.98	\$ 790.11	\$ 1,000.17	\$ 1,499.95	\$ 2,186.81	\$ 2,914.92	\$ 3,746.78
5 /week	\$ 768.81	\$ 1,006.47	\$ 1,269.04	\$ 1,893.77	\$ 2,753.12	\$ 3,663.26	\$ 4,703.09
6 /week	\$ 937.63	\$ 1,222.83	\$ 1,537.90	\$ 2,287.58	\$ 3,319.43	\$ 4,411.60	\$ 5,659.39
7 /week	\$ 1,106.45	\$ 1,439.18	\$ 1,806.77	\$ 2,681.40	\$ 3,885.75	\$ 5,159.94	\$ 6,615.70

FY2025

Frequency	1 cy	1.5 cy	2 cy	3 cy	4 cy	5 cy	6 cy
1 /week	\$ 93.29	\$ 141.19	\$ 194.27	\$ 321.07	\$ 473.71	\$ 652.18	\$ 856.48
2 /week	\$ 258.21	\$ 354.02	\$ 460.16	\$ 713.77	\$ 1,019.05	\$ 1,375.99	\$ 1,784.59
3 /week	\$ 423.13	\$ 566.84	\$ 726.05	\$ 1,106.47	\$ 1,564.39	\$ 2,099.79	\$ 2,712.69
4 /week	\$ 588.05	\$ 779.67	\$ 991.95	\$ 1,499.18	\$ 2,109.73	\$ 2,823.60	\$ 3,640.80
5 /week	\$ 752.97	\$ 992.49	\$ 1,257.84	\$ 1,891.88	\$ 2,655.07	\$ 3,547.41	\$ 4,568.91
6 /week	\$ 917.88	\$ 1,205.31	\$ 1,523.74	\$ 2,284.58	\$ 3,200.40	\$ 4,271.22	\$ 5,497.02
7 /week	\$ 1,082.80	\$ 1,418.14	\$ 1,789.63	\$ 2,677.28	\$ 3,745.74	\$ 4,995.03	\$ 6,425.13

FY2026

Frequency	1 cy	1.5 cy	2 cy	3 cy	4 cy	5 cy	6 cy
1 /week	\$ 88.67	\$ 134.59	\$ 185.57	\$ 307.75	\$ 455.21	\$ 627.95	\$ 825.97
2 /week	\$ 242.25	\$ 334.10	\$ 436.05	\$ 680.41	\$ 975.33	\$ 1,320.81	\$ 1,716.85
3 /week	\$ 395.84	\$ 533.61	\$ 686.54	\$ 1,053.08	\$ 1,495.46	\$ 2,013.68	\$ 2,607.74
4 /week	\$ 549.43	\$ 733.12	\$ 937.03	\$ 1,425.75	\$ 2,015.59	\$ 2,706.55	\$ 3,498.63
5 /week	\$ 703.02	\$ 932.63	\$ 1,187.52	\$ 1,798.42	\$ 2,535.72	\$ 3,399.42	\$ 4,389.51
6 /week	\$ 856.61	\$ 1,132.14	\$ 1,438.01	\$ 2,171.09	\$ 3,055.85	\$ 4,092.28	\$ 5,280.40
7 /week	\$ 1,010.20	\$ 1,331.65	\$ 1,688.50	\$ 2,543.75	\$ 3,575.97	\$ 4,785.15	\$ 6,171.29

FY2027

Frequency	1 cy	1.5 cy	2 cy	3 cy	4 cy	5 cy	6 cy
1 /week	\$ 87.88	\$ 133.77	\$ 184.81	\$ 307.48	\$ 455.89	\$ 630.06	\$ 829.97
2 /week	\$ 237.12	\$ 328.90	\$ 430.97	\$ 676.31	\$ 973.15	\$ 1,321.47	\$ 1,721.30
3 /week	\$ 386.37	\$ 524.03	\$ 677.14	\$ 1,045.15	\$ 1,490.40	\$ 2,012.89	\$ 2,612.62
4 /week	\$ 535.61	\$ 719.16	\$ 923.30	\$ 1,413.98	\$ 2,007.65	\$ 2,704.31	\$ 3,503.95
5 /week	\$ 684.85	\$ 914.28	\$ 1,169.47	\$ 1,782.82	\$ 2,524.90	\$ 3,395.72	\$ 4,395.28
6 /week	\$ 834.09	\$ 1,109.41	\$ 1,415.63	\$ 2,151.65	\$ 3,042.16	\$ 4,087.14	\$ 5,286.61
7 /week	\$ 983.33	\$ 1,304.54	\$ 1,661.80	\$ 2,520.49	\$ 3,559.41	\$ 4,778.56	\$ 6,177.93

Refuse Roll-off Containers
FY2023

Roll-Off Containers (Loose)		Refuse						
Capacity in Cubic								
Yards	Service Collection Charge Based on Number of Collections Per Week							
	1X	2X	3X	4X	5X	6X	7X	
6	\$ 4,705	\$ 9,411	\$ 14,116	\$ 18,821	\$ 23,526	\$ 28,232	\$ 32,937	
12	\$ 3,120	\$ 6,240	\$ 9,360	\$ 12,479	\$ 15,599	\$ 18,719	\$ 21,839	
14	\$ 3,252	\$ 6,504	\$ 9,756	\$ 13,008	\$ 16,260	\$ 19,512	\$ 22,764	
15	\$ 3,384	\$ 6,768	\$ 10,152	\$ 13,536	\$ 16,921	\$ 20,305	\$ 23,689	
16	\$ 3,516	\$ 7,032	\$ 10,549	\$ 14,065	\$ 17,581	\$ 21,097	\$ 24,614	
20	\$ 3,648	\$ 7,297	\$ 10,945	\$ 14,593	\$ 18,242	\$ 21,890	\$ 25,538	
25	\$ 3,780	\$ 7,561	\$ 11,341	\$ 15,122	\$ 18,902	\$ 22,683	\$ 26,463	
30	\$ 4,177	\$ 8,354	\$ 12,530	\$ 16,707	\$ 20,884	\$ 25,061	\$ 29,238	

Bin rental rate included in monthly charge.

Roll-Off Containers (Compacted)		Refuse						
Capacity in Cubic								
Yards	Service Collection Charge Based on Number of Collections Per Week							
	1X	2X	3X	4X	5X	6X	7X	
12	\$ 7,077	\$ 14,153	\$ 21,230	\$ 28,307	\$ 35,383	\$ 42,460	\$ 49,537	
14	\$ 7,473	\$ 14,946	\$ 22,419	\$ 29,892	\$ 37,365	\$ 44,838	\$ 52,311	
15	\$ 7,869	\$ 15,739	\$ 23,608	\$ 31,478	\$ 39,347	\$ 47,216	\$ 55,086	
16	\$ 8,266	\$ 16,532	\$ 24,797	\$ 33,063	\$ 41,329	\$ 49,595	\$ 57,860	
20	\$ 8,662	\$ 17,324	\$ 25,986	\$ 34,648	\$ 43,311	\$ 51,973	\$ 60,635	
25	\$ 9,058	\$ 18,117	\$ 27,175	\$ 36,234	\$ 45,292	\$ 54,351	\$ 63,409	
30	\$ 10,248	\$ 20,495	\$ 30,743	\$ 40,990	\$ 51,238	\$ 61,485	\$ 71,733	

Bin rental rate included in monthly charge.

FY2024

Roll-Off Containers (Loose)		Refuse						
Capacity in Cubic								
Yards	Service Collection Charge Based on Number of Collections Per Week							
	1X	2X	3X	4X	5X	6X	7X	
6	\$ 4,777	\$ 9,555	\$ 14,332	\$ 19,109	\$ 23,887	\$ 28,664	\$ 33,441	
12	\$ 3,180	\$ 6,360	\$ 9,541	\$ 12,721	\$ 15,901	\$ 19,081	\$ 22,261	
14	\$ 3,313	\$ 6,627	\$ 9,940	\$ 13,253	\$ 16,566	\$ 19,880	\$ 23,193	
15	\$ 3,446	\$ 6,893	\$ 10,339	\$ 13,786	\$ 17,232	\$ 20,678	\$ 24,125	
16	\$ 3,579	\$ 7,159	\$ 10,738	\$ 14,318	\$ 17,897	\$ 21,477	\$ 25,056	
20	\$ 3,713	\$ 7,425	\$ 11,138	\$ 14,850	\$ 18,563	\$ 22,275	\$ 25,988	
25	\$ 3,846	\$ 7,691	\$ 11,537	\$ 15,383	\$ 19,228	\$ 23,074	\$ 26,920	
30	\$ 4,245	\$ 8,490	\$ 12,735	\$ 16,980	\$ 21,225	\$ 25,470	\$ 29,715	

Bin rental rate included in monthly charge.

Roll-Off Containers (Compacted) Refuse							
Capacity in Cubic Yards							
	Service Collection Charge Based on Number of Collections Per Week						
	1X	2X	3X	4X	5X	6X	7X
12	\$ 7,184	\$ 14,368	\$ 21,551	\$ 28,735	\$ 35,919	\$ 43,103	\$ 50,287
14	\$ 7,583	\$ 15,166	\$ 22,749	\$ 30,332	\$ 37,915	\$ 45,498	\$ 53,082
15	\$ 7,982	\$ 15,965	\$ 23,947	\$ 31,929	\$ 39,912	\$ 47,894	\$ 55,877
16	\$ 8,382	\$ 16,763	\$ 25,145	\$ 33,527	\$ 41,908	\$ 50,290	\$ 58,672
20	\$ 8,781	\$ 17,562	\$ 26,343	\$ 35,124	\$ 43,905	\$ 52,686	\$ 61,467
25	\$ 9,180	\$ 18,360	\$ 27,541	\$ 36,721	\$ 45,901	\$ 55,081	\$ 64,262
30	\$ 10,378	\$ 20,756	\$ 31,134	\$ 41,512	\$ 51,891	\$ 62,269	\$ 72,647

Bin rental rate included in monthly charge.

FY2025

Roll-Off Containers (Loose) Refuse							
Capacity in Cubic Yards							
	Service Collection Charge Based on Number of Collections Per Week						
	1X	2X	3X	4X	5X	6X	7X
6	\$ 4,932	\$ 9,864	\$ 14,796	\$ 19,728	\$ 24,660	\$ 29,592	\$ 34,524
12	\$ 3,283	\$ 6,566	\$ 9,848	\$ 13,131	\$ 16,414	\$ 19,697	\$ 22,980
14	\$ 3,420	\$ 6,840	\$ 10,261	\$ 13,681	\$ 17,101	\$ 20,521	\$ 23,942
15	\$ 3,558	\$ 7,115	\$ 10,673	\$ 14,231	\$ 17,788	\$ 21,346	\$ 24,904
16	\$ 3,695	\$ 7,390	\$ 11,085	\$ 14,780	\$ 18,476	\$ 22,171	\$ 25,866
20	\$ 3,833	\$ 7,665	\$ 11,498	\$ 15,330	\$ 19,163	\$ 22,995	\$ 26,828
25	\$ 3,970	\$ 7,940	\$ 11,910	\$ 15,880	\$ 19,850	\$ 23,820	\$ 27,790
30	\$ 4,382	\$ 8,765	\$ 13,147	\$ 17,529	\$ 21,912	\$ 26,294	\$ 30,676

Bin rental rate included in monthly charge.

Roll-Off Containers (Compacted) Refuse							
Capacity in Cubic Yards							
	Service Collection Charge Based on Number of Collections Per Week						
	1X	2X	3X	4X	5X	6X	7X
12	\$ 7,415	\$ 14,830	\$ 22,245	\$ 29,659	\$ 37,074	\$ 44,489	\$ 51,904
14	\$ 7,827	\$ 15,654	\$ 23,481	\$ 31,309	\$ 39,136	\$ 46,963	\$ 54,790
15	\$ 8,239	\$ 16,479	\$ 24,718	\$ 32,958	\$ 41,197	\$ 49,437	\$ 57,676
16	\$ 8,652	\$ 17,304	\$ 25,955	\$ 34,607	\$ 43,259	\$ 51,911	\$ 60,563
20	\$ 9,064	\$ 18,128	\$ 27,192	\$ 36,256	\$ 45,321	\$ 54,385	\$ 63,449
25	\$ 9,476	\$ 18,953	\$ 28,429	\$ 37,906	\$ 47,382	\$ 56,859	\$ 66,335
30	\$ 10,713	\$ 21,427	\$ 32,140	\$ 42,854	\$ 53,567	\$ 64,280	\$ 74,994

Bin rental rate included in monthly charge.

FY2026

Roll-Off Containers (Loose)		Refuse					
Capacity in Cubic							
Yards	Service Collection Charge Based on Number of Collections Per Week						
	1X	2X	3X	4X	5X	6X	7X
6	\$ 5,089	\$ 10,179	\$ 15,268	\$ 20,357	\$ 25,447	\$ 30,536	\$ 35,625
12	\$ 3,385	\$ 6,771	\$ 10,156	\$ 13,542	\$ 16,927	\$ 20,313	\$ 23,698
14	\$ 3,527	\$ 7,055	\$ 10,582	\$ 14,110	\$ 17,637	\$ 21,165	\$ 24,692
15	\$ 3,669	\$ 7,339	\$ 11,008	\$ 14,678	\$ 18,347	\$ 22,017	\$ 25,686
16	\$ 3,811	\$ 7,623	\$ 11,434	\$ 15,246	\$ 19,057	\$ 22,869	\$ 26,680
20	\$ 3,953	\$ 7,907	\$ 11,860	\$ 15,814	\$ 19,767	\$ 23,721	\$ 27,674
25	\$ 4,095	\$ 8,191	\$ 12,286	\$ 16,382	\$ 20,477	\$ 24,572	\$ 28,668
30	\$ 4,521	\$ 9,043	\$ 13,564	\$ 18,086	\$ 22,607	\$ 27,128	\$ 31,650

Bin rental rate included in monthly charge.

Roll-Off Containers (Compacted)		Refuse					
Capacity in Cubic							
Yards	Service Collection Charge Based on Number of Collections Per Week						
	1X	2X	3X	4X	5X	6X	7X
12	\$ 7,650	\$ 15,300	\$ 22,950	\$ 30,600	\$ 38,250	\$ 45,899	\$ 53,549
14	\$ 8,076	\$ 16,152	\$ 24,228	\$ 32,304	\$ 40,379	\$ 48,455	\$ 56,531
15	\$ 8,502	\$ 17,004	\$ 25,506	\$ 34,007	\$ 42,509	\$ 51,011	\$ 59,513
16	\$ 8,928	\$ 17,856	\$ 26,783	\$ 35,711	\$ 44,639	\$ 53,567	\$ 62,495
20	\$ 9,354	\$ 18,708	\$ 28,061	\$ 37,415	\$ 46,769	\$ 56,123	\$ 65,477
25	\$ 9,780	\$ 19,560	\$ 29,339	\$ 39,119	\$ 48,899	\$ 58,679	\$ 68,458
30	\$ 11,058	\$ 22,115	\$ 33,173	\$ 44,231	\$ 55,288	\$ 66,346	\$ 77,404

Bin rental rate included in monthly charge.

FY2027

Roll-Off Containers (Loose)		Refuse					
Capacity in Cubic							
Yards	Service Collection Charge Based on Number of Collections Per Week						
	1X	2X	3X	4X	5X	6X	7X
6	\$ 5,252	\$ 10,504	\$ 15,756	\$ 21,009	\$ 26,261	\$ 31,513	\$ 36,765
12	\$ 3,492	\$ 6,983	\$ 10,475	\$ 13,967	\$ 17,459	\$ 20,950	\$ 24,442
14	\$ 3,638	\$ 7,277	\$ 10,915	\$ 14,554	\$ 18,192	\$ 21,831	\$ 25,469
15	\$ 3,785	\$ 7,570	\$ 11,355	\$ 15,141	\$ 18,926	\$ 22,711	\$ 26,496
16	\$ 3,932	\$ 7,864	\$ 11,795	\$ 15,727	\$ 19,659	\$ 23,591	\$ 27,523
20	\$ 4,079	\$ 8,157	\$ 12,236	\$ 16,314	\$ 20,393	\$ 24,471	\$ 28,550
25	\$ 4,225	\$ 8,450	\$ 12,676	\$ 16,901	\$ 21,126	\$ 25,351	\$ 29,577
30	\$ 4,665	\$ 9,331	\$ 13,996	\$ 18,661	\$ 23,327	\$ 27,992	\$ 32,657

Bin rental rate included in monthly charge.

Roll-Off Containers (Compacted) Refuse								
Capacity in Cubic Yards		Service Collection Charge Based on Number of Collections Per Week						
		1X	2X	3X	4X	5X	6X	7X
12	\$ 7,893	\$ 15,786	\$ 23,680	\$ 31,573	\$ 39,466	\$ 47,359	\$ 55,252	
14	\$ 8,333	\$ 16,667	\$ 25,000	\$ 33,333	\$ 41,666	\$ 50,000	\$ 58,333	
15	\$ 8,773	\$ 17,547	\$ 26,320	\$ 35,094	\$ 43,867	\$ 52,640	\$ 61,414	
16	\$ 9,213	\$ 18,427	\$ 27,640	\$ 36,854	\$ 46,067	\$ 55,281	\$ 64,494	
20	\$ 9,654	\$ 19,307	\$ 28,961	\$ 38,614	\$ 48,268	\$ 57,922	\$ 67,575	
25	\$ 10,094	\$ 20,187	\$ 30,281	\$ 40,375	\$ 50,468	\$ 60,562	\$ 70,656	
30	\$ 11,414	\$ 22,828	\$ 34,242	\$ 45,656	\$ 57,070	\$ 68,484	\$ 79,898	

Bin rental rate included in monthly charge.

Organics Roll-off Containers
FY2023

Roll-Off Containers (Loose) Organics								
Capacity in Cubic Yards		Service Collection Charge Based on Number of Collections Per Week						
		1X	2X	3X	4X	5X	6X	7X
6	\$ 3,193	\$ 6,385	\$ 9,578	\$ 12,771	\$ 15,963	\$ 19,156	\$ 22,349	
12	\$ 3,343	\$ 6,687	\$ 10,030	\$ 13,374	\$ 16,717	\$ 20,060	\$ 23,404	
14	\$ 3,494	\$ 6,988	\$ 10,482	\$ 13,977	\$ 17,471	\$ 20,965	\$ 24,459	
15	\$ 3,645	\$ 7,290	\$ 10,935	\$ 14,580	\$ 18,225	\$ 21,869	\$ 25,514	
16	\$ 3,796	\$ 7,591	\$ 11,387	\$ 15,183	\$ 18,978	\$ 22,774	\$ 26,570	
20	\$ 3,946	\$ 7,893	\$ 11,839	\$ 15,786	\$ 19,732	\$ 23,678	\$ 27,625	
25	\$ 4,097	\$ 8,194	\$ 12,291	\$ 16,389	\$ 20,486	\$ 24,583	\$ 28,680	

Bin rental rate included in monthly charge.

Roll-Off Containers (Compacted) Organics								
Capacity in Cubic Yards		Service Collection Charge Based on Number of Collections Per Week						
		1X	2X	3X	4X	5X	6X	7X
12	\$ 7,747	\$ 15,495	\$ 23,242	\$ 30,989	\$ 38,737	\$ 46,484	\$ 54,231	
14	\$ 8,200	\$ 16,399	\$ 24,599	\$ 32,798	\$ 40,998	\$ 49,197	\$ 57,397	
15	\$ 8,652	\$ 17,304	\$ 25,955	\$ 34,607	\$ 43,259	\$ 51,911	\$ 60,563	
16	\$ 9,104	\$ 18,208	\$ 27,312	\$ 36,416	\$ 45,520	\$ 54,624	\$ 63,728	
20	\$ 9,556	\$ 19,113	\$ 28,669	\$ 38,225	\$ 47,782	\$ 57,338	\$ 66,894	

Bin rental rate included in monthly charge.

FY2024

Roll-Off Containers (Loose)		Organics						
Capacity in Cubic								
Yards	Service Collection Charge Based on Number of Collections Per Week							
	1X	2X	3X	4X	5X	6X	7X	
6	\$ 3,299	\$ 6,599	\$ 9,898	\$ 13,197	\$ 16,497	\$ 19,796	\$ 23,095	
12	\$ 3,455	\$ 6,911	\$ 10,366	\$ 13,821	\$ 17,277	\$ 20,732	\$ 24,187	
14	\$ 3,611	\$ 7,223	\$ 10,834	\$ 14,445	\$ 18,057	\$ 21,668	\$ 25,279	
15	\$ 3,767	\$ 7,535	\$ 11,302	\$ 15,069	\$ 18,837	\$ 22,604	\$ 26,372	
16	\$ 3,923	\$ 7,847	\$ 11,770	\$ 15,694	\$ 19,617	\$ 23,540	\$ 27,464	
20	\$ 4,079	\$ 8,159	\$ 12,238	\$ 16,318	\$ 20,397	\$ 24,477	\$ 28,556	
25	\$ 4,235	\$ 8,471	\$ 12,706	\$ 16,942	\$ 21,177	\$ 25,413	\$ 29,648	

Bin rental rate included in monthly charge.

Roll-Off Containers (Compacted)		Organics						
Capacity in Cubic								
Yards	Service Collection Charge Based on Number of Collections Per Week							
	1X	2X	3X	4X	5X	6X	7X	
12	\$ 8,009	\$ 16,018	\$ 24,028	\$ 32,037	\$ 40,046	\$ 48,055	\$ 56,064	
14	\$ 8,477	\$ 16,955	\$ 25,432	\$ 33,909	\$ 42,386	\$ 50,864	\$ 59,341	
15	\$ 8,945	\$ 17,891	\$ 26,836	\$ 35,781	\$ 44,727	\$ 53,672	\$ 62,617	
16	\$ 9,413	\$ 18,827	\$ 28,240	\$ 37,654	\$ 47,067	\$ 56,480	\$ 65,894	
20	\$ 9,881	\$ 19,763	\$ 29,644	\$ 39,526	\$ 49,407	\$ 59,289	\$ 69,170	

Bin rental rate included in monthly charge.

FY2025

Roll-Off Containers (Loose)		Organics						
Capacity in Cubic								
Yards	Service Collection Charge Based on Number of Collections Per Week							
	1X	2X	3X	4X	5X	6X	7X	
6	\$ 3,410	\$ 6,820	\$ 10,230	\$ 13,639	\$ 17,049	\$ 20,459	\$ 23,869	
12	\$ 3,571	\$ 7,143	\$ 10,714	\$ 14,285	\$ 17,857	\$ 21,428	\$ 24,999	
14	\$ 3,733	\$ 7,466	\$ 11,198	\$ 14,931	\$ 18,664	\$ 22,397	\$ 26,130	
15	\$ 3,894	\$ 7,789	\$ 11,683	\$ 15,577	\$ 19,471	\$ 23,366	\$ 27,260	
16	\$ 4,056	\$ 8,112	\$ 12,167	\$ 16,223	\$ 20,279	\$ 24,335	\$ 28,390	
20	\$ 4,217	\$ 8,435	\$ 12,652	\$ 16,869	\$ 21,086	\$ 25,304	\$ 29,521	
25	\$ 4,379	\$ 8,758	\$ 13,136	\$ 17,515	\$ 21,894	\$ 26,273	\$ 30,651	

Bin rental rate included in monthly charge.

Roll-Off Containers (Compacted) Organics							
Capacity in Cubic							
Yards	Service Collection Charge Based on Number of Collections Per Week						
	1X	2X	3X	4X	5X	6X	7X
12	\$ 8,280	\$ 16,561	\$ 24,841	\$ 33,122	\$ 41,402	\$ 49,683	\$ 57,963
14	\$ 8,765	\$ 17,530	\$ 26,295	\$ 35,060	\$ 43,825	\$ 52,589	\$ 61,354
15	\$ 9,249	\$ 18,499	\$ 27,748	\$ 36,997	\$ 46,247	\$ 55,496	\$ 64,746
16	\$ 9,734	\$ 19,468	\$ 29,201	\$ 38,935	\$ 48,669	\$ 58,403	\$ 68,137
20	\$ 10,218	\$ 20,437	\$ 30,655	\$ 40,873	\$ 51,091	\$ 61,310	\$ 71,528

Bin rental rate included in monthly charge.

FY2026

Roll-Off Containers (Loose) Organics							
Capacity in Cubic							
Yards	Service Collection Charge Based on Number of Collections Per Week						
	1X	2X	3X	4X	5X	6X	7X
6	\$ 3,520	\$ 7,040	\$ 10,560	\$ 14,080	\$ 17,600	\$ 21,121	\$ 24,641
12	\$ 3,687	\$ 7,374	\$ 11,062	\$ 14,749	\$ 18,436	\$ 22,123	\$ 25,811
14	\$ 3,854	\$ 7,709	\$ 11,563	\$ 15,417	\$ 19,272	\$ 23,126	\$ 26,981
15	\$ 4,021	\$ 8,043	\$ 12,064	\$ 16,086	\$ 20,107	\$ 24,129	\$ 28,150
16	\$ 4,189	\$ 8,377	\$ 12,566	\$ 16,755	\$ 20,943	\$ 25,132	\$ 29,320
20	\$ 4,356	\$ 8,712	\$ 13,067	\$ 17,423	\$ 21,779	\$ 26,135	\$ 30,490
25	\$ 4,523	\$ 9,046	\$ 13,569	\$ 18,092	\$ 22,615	\$ 27,137	\$ 31,660

Bin rental rate included in monthly charge.

Roll-Off Containers (Compacted) Organics							
Capacity in Cubic							
Yards	Service Collection Charge Based on Number of Collections Per Week						
	1X	2X	3X	4X	5X	6X	7X
12	\$ 8,555	\$ 17,110	\$ 25,666	\$ 34,221	\$ 42,776	\$ 51,331	\$ 59,886
14	\$ 9,057	\$ 18,113	\$ 27,170	\$ 36,226	\$ 45,283	\$ 54,340	\$ 63,396
15	\$ 9,558	\$ 19,116	\$ 28,674	\$ 38,232	\$ 47,790	\$ 57,348	\$ 66,906
16	\$ 10,059	\$ 20,119	\$ 30,178	\$ 40,238	\$ 50,297	\$ 60,357	\$ 70,416
20	\$ 10,561	\$ 21,122	\$ 31,683	\$ 42,243	\$ 52,804	\$ 63,365	\$ 73,926

Bin rental rate included in monthly charge.

FY2027

Roll-Off Containers (Loose)		Organics						
Capacity in Cubic								
Yards	Service Collection Charge Based on Number of Collections Per Week							
	1X	2X	3X	4X	5X	6X	7X	
6	\$ 3,634	\$ 7,268	\$ 10,903	\$ 14,537	\$ 18,171	\$ 21,805	\$ 25,439	
12	\$ 3,807	\$ 7,614	\$ 11,422	\$ 15,229	\$ 19,036	\$ 22,843	\$ 26,650	
14	\$ 3,980	\$ 7,960	\$ 11,941	\$ 15,921	\$ 19,901	\$ 23,881	\$ 27,861	
15	\$ 4,153	\$ 8,306	\$ 12,459	\$ 16,613	\$ 20,766	\$ 24,919	\$ 29,072	
16	\$ 4,326	\$ 8,652	\$ 12,978	\$ 17,305	\$ 21,631	\$ 25,957	\$ 30,283	
20	\$ 4,499	\$ 8,998	\$ 13,497	\$ 17,997	\$ 22,496	\$ 26,995	\$ 31,494	
25	\$ 4,672	\$ 9,344	\$ 14,016	\$ 18,688	\$ 23,361	\$ 28,033	\$ 32,705	

Bin rental rate included in monthly charge.

Roll-Off Containers (Compacted)		Organics						
Capacity in Cubic								
Yards	Service Collection Charge Based on Number of Collections Per Week							
	1X	2X	3X	4X	5X	6X	7X	
12	\$ 8,840	\$ 17,679	\$ 26,519	\$ 35,358	\$ 44,198	\$ 53,037	\$ 61,877	
14	\$ 9,359	\$ 18,717	\$ 28,076	\$ 37,434	\$ 46,793	\$ 56,151	\$ 65,510	
15	\$ 9,877	\$ 19,755	\$ 29,632	\$ 39,510	\$ 49,387	\$ 59,265	\$ 69,142	
16	\$ 10,396	\$ 20,793	\$ 31,189	\$ 41,586	\$ 51,982	\$ 62,379	\$ 72,775	
20	\$ 10,915	\$ 21,831	\$ 32,746	\$ 43,662	\$ 54,577	\$ 65,492	\$ 76,408	

Bin rental rate included in monthly charge.

Construction & Demolition (C&D) Roll-off:

FY2023

Roll-Off Containers (Loose)		C&D						
Capacity in Cubic								
Yards	Service Collection Charge Based on Number of Collections Per Week							
	1X	2X	3X	4X	5X	6X	7X	
6	\$ 2,847	\$ 5,694	\$ 8,540	\$ 11,387	\$ 14,234	\$ 17,081	\$ 19,927	
12	\$ 2,191	\$ 4,381	\$ 6,572	\$ 8,762	\$ 10,953	\$ 13,144	\$ 15,334	
14	\$ 2,245	\$ 4,491	\$ 6,736	\$ 8,981	\$ 11,226	\$ 13,472	\$ 15,717	
15	\$ 2,300	\$ 4,600	\$ 6,900	\$ 9,200	\$ 11,500	\$ 13,800	\$ 16,100	
16	\$ 2,355	\$ 4,709	\$ 7,064	\$ 9,419	\$ 11,773	\$ 14,128	\$ 16,483	
20	\$ 2,409	\$ 4,819	\$ 7,228	\$ 9,637	\$ 12,047	\$ 14,456	\$ 16,865	
25	\$ 2,464	\$ 4,928	\$ 7,392	\$ 9,856	\$ 12,320	\$ 14,784	\$ 17,248	
30	\$ 2,628	\$ 5,256	\$ 7,884	\$ 10,512	\$ 13,140	\$ 15,768	\$ 18,396	

Bin rental rate included in monthly charge.

FY2024

Roll-Off Containers (Loose)		C&D						
Capacity in Cubic								
Yards	Service Collection Charge Based on Number of Collections Per Week							
	1X	2X	3X	4X	5X	6X	7X	
6	\$ 2,941	\$ 5,883	\$ 8,824	\$ 11,765	\$ 14,707	\$ 17,648	\$ 20,589	
12	\$ 2,262	\$ 4,524	\$ 6,787	\$ 9,049	\$ 11,311	\$ 13,573	\$ 15,835	
14	\$ 2,319	\$ 4,638	\$ 6,956	\$ 9,275	\$ 11,594	\$ 13,913	\$ 16,231	
15	\$ 2,375	\$ 4,751	\$ 7,126	\$ 9,501	\$ 11,877	\$ 14,252	\$ 16,628	
16	\$ 2,432	\$ 4,864	\$ 7,296	\$ 9,728	\$ 12,160	\$ 14,592	\$ 17,024	
20	\$ 2,489	\$ 4,977	\$ 7,466	\$ 9,954	\$ 12,443	\$ 14,931	\$ 17,420	
25	\$ 2,545	\$ 5,090	\$ 7,635	\$ 10,181	\$ 12,726	\$ 15,271	\$ 17,816	
30	\$ 2,715	\$ 5,430	\$ 8,145	\$ 10,860	\$ 13,575	\$ 16,290	\$ 19,005	

Bin rental rate included in monthly charge.

FY2025

Roll-Off Containers (Loose)		C&D						
Capacity in Cubic								
Yards	Service Collection Charge Based on Number of Collections Per Week							
	1X	2X	3X	4X	5X	6X	7X	
6	\$ 3,039	\$ 6,079	\$ 9,118	\$ 12,157	\$ 15,197	\$ 18,236	\$ 21,275	
12	\$ 2,336	\$ 4,673	\$ 7,009	\$ 9,346	\$ 11,682	\$ 14,018	\$ 16,355	
14	\$ 2,395	\$ 4,790	\$ 7,185	\$ 9,580	\$ 11,975	\$ 14,370	\$ 16,765	
15	\$ 2,454	\$ 4,907	\$ 7,361	\$ 9,814	\$ 12,268	\$ 14,721	\$ 17,175	
16	\$ 2,512	\$ 5,024	\$ 7,536	\$ 10,049	\$ 12,561	\$ 15,073	\$ 17,585	
20	\$ 2,571	\$ 5,141	\$ 7,712	\$ 10,283	\$ 12,854	\$ 15,424	\$ 17,995	
25	\$ 2,629	\$ 5,259	\$ 7,888	\$ 10,517	\$ 13,146	\$ 15,776	\$ 18,405	
30	\$ 2,805	\$ 5,610	\$ 8,415	\$ 11,220	\$ 14,025	\$ 16,830	\$ 19,635	

Bin rental rate included in monthly charge.

FY2026

Roll-Off Containers (Loose)		C&D						
Capacity in Cubic								
Yards	Service Collection Charge Based on Number of Collections Per Week							
	1X	2X	3X	4X	5X	6X	7X	
6	\$ 3,137	\$ 6,273	\$ 9,410	\$ 12,546	\$ 15,683	\$ 18,820	\$ 21,956	
12	\$ 2,409	\$ 4,818	\$ 7,227	\$ 9,636	\$ 12,045	\$ 14,455	\$ 16,864	
14	\$ 2,470	\$ 4,939	\$ 7,409	\$ 9,879	\$ 12,349	\$ 14,818	\$ 17,288	
15	\$ 2,530	\$ 5,061	\$ 7,591	\$ 10,121	\$ 12,652	\$ 15,182	\$ 17,712	
16	\$ 2,591	\$ 5,182	\$ 7,773	\$ 10,364	\$ 12,955	\$ 15,546	\$ 18,137	
20	\$ 2,652	\$ 5,303	\$ 7,955	\$ 10,606	\$ 13,258	\$ 15,910	\$ 18,561	
25	\$ 2,712	\$ 5,424	\$ 8,137	\$ 10,849	\$ 13,561	\$ 16,273	\$ 18,986	
30	\$ 2,894	\$ 5,788	\$ 8,682	\$ 11,576	\$ 14,470	\$ 17,365	\$ 20,259	

Bin rental rate included in monthly charge.

FY2027

Roll-Off Containers (Loose)		C&D						
Capacity in Cubic								
Yards	Service Collection Charge Based on Number of Collections Per Week							
	1X	2X	3X	4X	5X	6X	7X	
6	\$ 3,237	\$ 6,475	\$ 9,712	\$ 12,949	\$ 16,186	\$ 19,424	\$ 22,661	
12	\$ 2,484	\$ 4,969	\$ 7,453	\$ 9,937	\$ 12,422	\$ 14,906	\$ 17,390	
14	\$ 2,547	\$ 5,094	\$ 7,641	\$ 10,188	\$ 12,735	\$ 15,282	\$ 17,829	
15	\$ 2,610	\$ 5,220	\$ 7,829	\$ 10,439	\$ 13,049	\$ 15,659	\$ 18,269	
16	\$ 2,673	\$ 5,345	\$ 8,018	\$ 10,690	\$ 13,363	\$ 16,035	\$ 18,708	
20	\$ 2,735	\$ 5,471	\$ 8,206	\$ 10,941	\$ 13,677	\$ 16,412	\$ 19,147	
25	\$ 2,798	\$ 5,596	\$ 8,394	\$ 11,192	\$ 13,990	\$ 16,788	\$ 19,586	
30	\$ 2,986	\$ 5,973	\$ 8,959	\$ 11,945	\$ 14,931	\$ 17,918	\$ 20,904	

Bin rental rate included in monthly charge.

Recycling Roll-off
FY2023

Roll-Off Containers (Loose)		Recycling						
Capacity in Cubic								
Yards	Service Collection Charge Based on Number of Collections Per Week							
	1X	2X	3X	4X	5X	6X	7X	
12	\$ 1,534	\$ 3,069	\$ 4,603	\$ 6,138	\$ 7,672	\$ 9,207	\$ 10,741	
14	\$ 1,534	\$ 3,069	\$ 4,603	\$ 6,138	\$ 7,672	\$ 9,207	\$ 10,741	
15	\$ 1,534	\$ 3,069	\$ 4,603	\$ 6,138	\$ 7,672	\$ 9,207	\$ 10,741	
16	\$ 1,534	\$ 3,069	\$ 4,603	\$ 6,138	\$ 7,672	\$ 9,207	\$ 10,741	
20	\$ 1,534	\$ 3,069	\$ 4,603	\$ 6,138	\$ 7,672	\$ 9,207	\$ 10,741	
25	\$ 1,534	\$ 3,069	\$ 4,603	\$ 6,138	\$ 7,672	\$ 9,207	\$ 10,741	
30	\$ 1,534	\$ 3,069	\$ 4,603	\$ 6,138	\$ 7,672	\$ 9,207	\$ 10,741	

Bin rental rate included in monthly charge.

Roll-Off Containers (Compacted)		Recycling (Cardboard Only)						
	1X	2X	3X	4X	5X	6X	7X	
12	\$ 2,320	\$ 4,641	\$ 6,961	\$ 9,282	\$ 11,602	\$ 13,922	\$ 16,243	
14	\$ 2,320	\$ 4,641	\$ 6,961	\$ 9,282	\$ 11,602	\$ 13,922	\$ 16,243	
15	\$ 2,320	\$ 4,641	\$ 6,961	\$ 9,282	\$ 11,602	\$ 13,922	\$ 16,243	
16	\$ 2,320	\$ 4,641	\$ 6,961	\$ 9,282	\$ 11,602	\$ 13,922	\$ 16,243	
20	\$ 2,320	\$ 4,641	\$ 6,961	\$ 9,282	\$ 11,602	\$ 13,922	\$ 16,243	
25	\$ 2,320	\$ 4,641	\$ 6,961	\$ 9,282	\$ 11,602	\$ 13,922	\$ 16,243	
30	\$ 2,320	\$ 4,641	\$ 6,961	\$ 9,282	\$ 11,602	\$ 13,922	\$ 16,243	

Bin rental rate included in monthly charge.

FY2024

Roll-Off Containers (Loose)		Recycling						
Capacity in Cubic								
Yards	Service Collection Charge Based on Number of Collections Per Week							
	1X	2X	3X	4X	5X	6X	7X	
12	\$ 1,583	\$ 3,166	\$ 4,749	\$ 6,332	\$ 7,915	\$ 9,498	\$ 11,081	
14	\$ 1,583	\$ 3,166	\$ 4,749	\$ 6,332	\$ 7,915	\$ 9,498	\$ 11,081	
15	\$ 1,583	\$ 3,166	\$ 4,749	\$ 6,332	\$ 7,915	\$ 9,498	\$ 11,081	
16	\$ 1,583	\$ 3,166	\$ 4,749	\$ 6,332	\$ 7,915	\$ 9,498	\$ 11,081	
20	\$ 1,583	\$ 3,166	\$ 4,749	\$ 6,332	\$ 7,915	\$ 9,498	\$ 11,081	
25	\$ 1,583	\$ 3,166	\$ 4,749	\$ 6,332	\$ 7,915	\$ 9,498	\$ 11,081	
30	\$ 1,583	\$ 3,166	\$ 4,749	\$ 6,332	\$ 7,915	\$ 9,498	\$ 11,081	

Bin rental rate included in monthly charge.

Roll-Off Containers (Compacted)		Recycling (Cardboard Only)						
	1X	2X	3X	4X	5X	6X	7X	
12	\$ 2,392	\$ 4,785	\$ 7,177	\$ 9,569	\$ 11,962	\$ 14,354	\$ 16,746	
14	\$ 2,392	\$ 4,785	\$ 7,177	\$ 9,569	\$ 11,962	\$ 14,354	\$ 16,746	
15	\$ 2,392	\$ 4,785	\$ 7,177	\$ 9,569	\$ 11,962	\$ 14,354	\$ 16,746	
16	\$ 2,392	\$ 4,785	\$ 7,177	\$ 9,569	\$ 11,962	\$ 14,354	\$ 16,746	
20	\$ 2,392	\$ 4,785	\$ 7,177	\$ 9,569	\$ 11,962	\$ 14,354	\$ 16,746	
25	\$ 2,392	\$ 4,785	\$ 7,177	\$ 9,569	\$ 11,962	\$ 14,354	\$ 16,746	
30	\$ 2,392	\$ 4,785	\$ 7,177	\$ 9,569	\$ 11,962	\$ 14,354	\$ 16,746	

Bin rental rate included in monthly charge.

FY2025

Roll-Off Containers (Loose)		Recycling						
Capacity in Cubic								
Yards	Service Collection Charge Based on Number of Collections Per Week							
	1X	2X	3X	4X	5X	6X	7X	
12	\$ 1,634	\$ 3,267	\$ 4,901	\$ 6,534	\$ 8,168	\$ 9,801	\$ 11,435	
14	\$ 1,634	\$ 3,267	\$ 4,901	\$ 6,534	\$ 8,168	\$ 9,801	\$ 11,435	
15	\$ 1,634	\$ 3,267	\$ 4,901	\$ 6,534	\$ 8,168	\$ 9,801	\$ 11,435	
16	\$ 1,634	\$ 3,267	\$ 4,901	\$ 6,534	\$ 8,168	\$ 9,801	\$ 11,435	
20	\$ 1,634	\$ 3,267	\$ 4,901	\$ 6,534	\$ 8,168	\$ 9,801	\$ 11,435	
25	\$ 1,634	\$ 3,267	\$ 4,901	\$ 6,534	\$ 8,168	\$ 9,801	\$ 11,435	
30	\$ 1,634	\$ 3,267	\$ 4,901	\$ 6,534	\$ 8,168	\$ 9,801	\$ 11,435	

Bin rental rate included in monthly charge.

Roll-Off Containers (Compacted)		Recycling (Cardboard Only)					
	1X	2X	3X	4X	5X	6X	7X
12	\$ 2,467	\$ 4,934	\$ 7,401	\$ 9,868	\$ 12,335	\$ 14,802	\$ 17,269
14	\$ 2,467	\$ 4,934	\$ 7,401	\$ 9,868	\$ 12,335	\$ 14,802	\$ 17,269
15	\$ 2,467	\$ 4,934	\$ 7,401	\$ 9,868	\$ 12,335	\$ 14,802	\$ 17,269
16	\$ 2,467	\$ 4,934	\$ 7,401	\$ 9,868	\$ 12,335	\$ 14,802	\$ 17,269
20	\$ 2,467	\$ 4,934	\$ 7,401	\$ 9,868	\$ 12,335	\$ 14,802	\$ 17,269
25	\$ 2,467	\$ 4,934	\$ 7,401	\$ 9,868	\$ 12,335	\$ 14,802	\$ 17,269
30	\$ 2,467	\$ 4,934	\$ 7,401	\$ 9,868	\$ 12,335	\$ 14,802	\$ 17,269

Bin rental rate included in monthly charge.

FY2026

Roll-Off Containers (Loose)		Recycling					
Capacity in Cubic Yards		Service Collection Charge Based on Number of Collections Per Week					
	1X	2X	3X	4X	5X	6X	7X
12	\$ 1,682	\$ 1,682	\$ 1,682	\$ 1,682	\$ 1,682	\$ 1,682	\$ 1,682
14	\$ 1,682	\$ 1,682	\$ 1,682	\$ 1,682	\$ 1,682	\$ 1,682	\$ 1,682
15	\$ 1,682	\$ 1,682	\$ 1,682	\$ 1,682	\$ 1,682	\$ 1,682	\$ 1,682
16	\$ 1,682	\$ 1,682	\$ 1,682	\$ 1,682	\$ 1,682	\$ 1,682	\$ 1,682
20	\$ 1,682	\$ 1,682	\$ 1,682	\$ 1,682	\$ 1,682	\$ 1,682	\$ 1,682
25	\$ 1,682	\$ 1,682	\$ 1,682	\$ 1,682	\$ 1,682	\$ 1,682	\$ 1,682
30	\$ 1,682	\$ 1,682	\$ 1,682	\$ 1,682	\$ 1,682	\$ 1,682	\$ 1,682

Bin rental rate included in monthly charge.

Roll-Off Containers (Compacted)		Recycling (Cardboard Only)					
	1X	2X	3X	4X	5X	6X	7X
12	\$ 2,538	\$ 5,077	\$ 7,615	\$ 10,153	\$ 12,691	\$ 15,230	\$ 17,768
14	\$ 2,538	\$ 5,077	\$ 7,615	\$ 10,153	\$ 12,691	\$ 15,230	\$ 17,768
15	\$ 2,538	\$ 5,077	\$ 7,615	\$ 10,153	\$ 12,691	\$ 15,230	\$ 17,768
16	\$ 2,538	\$ 5,077	\$ 7,615	\$ 10,153	\$ 12,691	\$ 15,230	\$ 17,768
20	\$ 2,538	\$ 5,077	\$ 7,615	\$ 10,153	\$ 12,691	\$ 15,230	\$ 17,768
25	\$ 2,538	\$ 5,077	\$ 7,615	\$ 10,153	\$ 12,691	\$ 15,230	\$ 17,768
30	\$ 2,538	\$ 5,077	\$ 7,615	\$ 10,153	\$ 12,691	\$ 15,230	\$ 17,768

Bin rental rate included in monthly charge.

FY2027

Roll-Off Containers (Loose)		Recycling						
Capacity in Cubic Yards								
Service Collection Charge Based on Number of Collections Per Week								
	1X	2X	3X	4X	5X	6X	7X	
12	\$ 1,731	\$ 3,463	\$ 5,194	\$ 6,925	\$ 8,657	\$ 10,388	\$ 12,119	
14	\$ 1,731	\$ 3,463	\$ 5,194	\$ 6,925	\$ 8,657	\$ 10,388	\$ 12,119	
15	\$ 1,731	\$ 3,463	\$ 5,194	\$ 6,925	\$ 8,657	\$ 10,388	\$ 12,119	
16	\$ 1,731	\$ 3,463	\$ 5,194	\$ 6,925	\$ 8,657	\$ 10,388	\$ 12,119	
20	\$ 1,731	\$ 3,463	\$ 5,194	\$ 6,925	\$ 8,657	\$ 10,388	\$ 12,119	
25	\$ 1,731	\$ 3,463	\$ 5,194	\$ 6,925	\$ 8,657	\$ 10,388	\$ 12,119	
30	\$ 1,731	\$ 3,463	\$ 5,194	\$ 6,925	\$ 8,657	\$ 10,388	\$ 12,119	

Bin rental rate included in monthly charge.

Roll-Off Containers (Compacted)		Recycling (Cardboard Only)						
	1X	2X	3X	4X	5X	6X	7X	
12	\$ 2,612	\$ 5,224	\$ 7,836	\$ 10,448	\$ 13,060	\$ 15,672	\$ 18,284	
14	\$ 2,612	\$ 5,224	\$ 7,836	\$ 10,448	\$ 13,060	\$ 15,672	\$ 18,284	
15	\$ 2,612	\$ 5,224	\$ 7,836	\$ 10,448	\$ 13,060	\$ 15,672	\$ 18,284	
16	\$ 2,612	\$ 5,224	\$ 7,836	\$ 10,448	\$ 13,060	\$ 15,672	\$ 18,284	
20	\$ 2,612	\$ 5,224	\$ 7,836	\$ 10,448	\$ 13,060	\$ 15,672	\$ 18,284	
25	\$ 2,612	\$ 5,224	\$ 7,836	\$ 10,448	\$ 13,060	\$ 15,672	\$ 18,284	
30	\$ 2,612	\$ 5,224	\$ 7,836	\$ 10,448	\$ 13,060	\$ 15,672	\$ 18,284	

Bin rental rate included in monthly charge.

Temporary Roll-off Containers

FY2023

Temporary Roll-off Containers (Loose)			
Capacity in Cubic Yards			
	Per Haul Charge		
	MSW	C&D	
(dirt) 6	\$ 1,087	\$ 657	
12	\$ 721	\$ 506	
14	\$ 751	\$ 519	
16	\$ 812	\$ 544	
20	\$ 843	\$ 556	
30	\$ 873	\$ 607	

FY2024

Temporary Roll-off Containers (Loose)			
Capacity			
in Cubic	Per Haul		
Yards	Charge		
	MSW	C&D	
(dirt) 6	\$ 1,103	\$ 679	
12	\$ 734	\$ 522	
14	\$ 765	\$ 536	
16	\$ 827	\$ 562	
20	\$ 857	\$ 575	
30	\$ 980	\$ 627	

FY2025

Temporary Roll-off Containers (Loose)			
Capacity			
in Cubic	Per Haul		
Yards	Charge		
	MSW	C&D	
(dirt) 6	\$ 1,139	\$ 702	
12	\$ 758	\$ 540	
14	\$ 790	\$ 553	
16	\$ 853	\$ 580	
20	\$ 885	\$ 594	
30	\$ 1,012	\$ 648	

FY2026

Temporary Roll-off Containers (Loose)			
Capacity			
in Cubic	Per Haul		
Yards	Charge		
	MSW	C&D	
(dirt) 6	\$ 1,175	\$ 724	
12	\$ 782	\$ 556	
14	\$ 815	\$ 570	
16	\$ 880	\$ 598	
20	\$ 913	\$ 612	
30	\$ 1,044	\$ 668	

FY2027

Temporary Roll-off Containers (Loose)			
Capacity in Cubic Yards	Per Haul Charge		
	MSW		C&D
(dirt) 6	\$ 1,213	\$	748
12	\$ 806	\$	574
14	\$ 840	\$	588
16	\$ 908	\$	617
20	\$ 942	\$	632
30	\$ 1,077	\$	690

REFUSE MONTHLY RATES and RECYCLING AND GREEN/FOOD (compost) SERVICES COMPARSION TABLE

Jurisdiction	Residential Curbside Services Provided									Residential & Commercial		Residential Refuse Collection Rates				Commercial Refuse Rates				Commercial Recycling & Organics Rates		Contract Information				
	Recycling			Organics			Bulky Clean-Up			Price Effective Dates		Rates includes all curbside services with 1 x per week pickup				1 Yard Bin		3 Yard Bin		14/15 Yard Box	40 Yard Box	Food Waste & Recycling		Effective Dates		Franchise
	Weekly	Bi-Weekly	Wheeled Cart	Weekly	Food Scraps Incl.	Overage	1 x Year	2 x Year	4 x Year	Begin	End	20 Gallons	30-35 Gallons	60-64 Gallons	90-96 Gallons	1 X Week	3 X Week	1 X Week	3 X Week	Per Pull	Per Pull	Food Waste	Recycling	Begin	End	Service Provider
City of Albany	X		X	X	X	\$1.84/bag fee	X	X (Ltd # Free 2nd pick-ups)		5/1/2021	4/30/2022	\$20.45 (10g) \$40.89 *	45.78*	79.13*	112.45*	\$182.40	\$547.20	\$547.20	\$1,094.40	\$537.18	\$1,534.80	\$38.72 64 g \$91.21 1 cy	Combines w/ organics cost	11/1/2011	10/31/2021	Franchise Agreement with Waste Management of Alameda County (WMAC)
City of Emeryville	X		X	X	X	\$31.21/5 bag-it- bags		X (1 on-call + 1 Citywide April)		1/1/2021	12/31/2021	\$8.86 (10g) \$13.43	\$22.23	\$44.46	\$66.67	\$132.39	\$397.17	\$397.17	\$1,191.51	\$666.00	\$1,332.00	\$30.30 64 g \$66.20 1 cy	Combined w/ organics costs	2/1/2011	12/31/2021	Franchise Agreement with Waste Management of Alameda County (WMAC)
City of El Cerrito	X		X	X	X	\$27.38/5 bag-it- bags	X (SF & MF)			1/1/201	12/31/2021	45.60**	59.77**	116.37**	not offered	\$402.70	\$1143.87	\$789.13	\$2,271.39	Quote only	Quote Only	35g \$36.69 1 cy \$271.18	Combined w/ organics costs	1/1/2018	12/31/2025	Franchise Agreement with East Bay Sanitary Service
City of Oakland	X		X	X	X	\$10.82 (SF), \$13.46 (MF), \$1.65 (C) tag 32g pl bag	X (SF & MF)			7/1/2021	6/30/2022	\$46.13	\$52.36	\$92.29	\$138.62	\$255.26	\$765.71	\$607.89	\$1,823.59	\$1,132.00 plus per ton cost	\$2,063.05 plus per ton cost	Incl. \$101.73 64gal. \$172.87 1 cy		7/1/2015	WMAC-6/30/2025; CWS-6/30/2035	Franchise Agreement with: Refuse & Organics: WMAC- SF, MF, C; Recycling: California Waste Solutions (CWS)-SF, MF, and Open Market-C
City of Piedmont	X		X	X	X	Free unlimited 35g, 65g, or 95g cart collection			X	7/1/2021	6/30/2022	\$87.98	\$93.23	\$128.43	\$143.82	\$230.86	\$692.58	\$461.79 (2yd)	\$1385.36 (2yd)	\$736.40 (20cy)	\$845.81	Incl.	incl.	7/1/2018	6/30/2028	Franchise Agreement with Richmond Sanitary Service
City of Richmond	X		X	X	X	\$ 10 per cart for extra	X SF & MR <19 units			1/1/2021	12/31/2021	33.65 (Sr. only)	\$43.02 (\$41.34 Sr. only)	\$81.41	\$120.93	\$286.41	\$729.43	\$657.93	\$1,806.87	Quote Only	Quote Only	0%	0%	1/1/2014	12/31/2025	Franchise Agreement with Richmond Sanitary Service
City of Union City	X		X	X	X	\$26.12 - 32g bag		X		7/1/2021	6/3/2022	\$31.95	\$39.95	\$79.96	\$119.90	\$165.98	\$458.43	\$434.94	\$1,185.35	\$473.18	\$1,335.02	\$48.20 64 g \$99.58 1 cy	\$99.58 1 cy	4/1/2005	Republic-exp 12/31/2016 (extended); Tri-CED-6/30/2025	Ref: Republic-SF, MF, C; Recycling: Republic-C; Tri-CED- SF, MF; Org: Republic-C, SF & MF (sub to Tri-CED)
City of Berkeley (current)	X		X	X	X	\$2.25/bag \$1.30/tag - no add'l collection \$	Residential only			7/1/2021	6/30/2022	\$ 17.78 (13g) \$ 27.30 (20g)	\$ 43.66 \$ 61.38 (45g)	\$87.28	\$130.87	\$173.77	\$489.63	\$480.92	\$1,428.48	\$3,045.31	\$ 4,094.54 (30yd)	20% or 80% refuse charges	included in refuse rate	7/1/2021	CoB-N/A; Ecology Center-6/30/2020	Ref & Org: City of Berkeley (CoB)- SF, MF, C; Recycling: Ecology Center-SF, MF (3-9 units); CoB- MF (10 units & up) and Open Market-Roll-offs Boxes
City of Berkeley (proposed)	X		X	X	X	\$2.25/bag \$1.30/tag - no add'l collection \$	Residential only			7/1/2022	6/30/2023***	\$ 27.50 (13g) \$ 37.10(20g)	\$ 52.21 \$ 6167.38 (45g)	\$87.28	\$125.87	\$126.59	\$506.00	\$400.85	\$1328.80	TBD	TBD	0%	0%	7/1/2022		

* City of Albany 20% discount for Seniors

** El Cerrito Residential Rate eff.1/1/2021 includes Collection cost + Post collection costs + Integrated Waste Management Fee or 20 gal cart \$20.77 + 5.22 + 19.61 = \$45.60

*** The Proposed City of Berkeley residential rates integrates refuse, dual stream recycling and organics/compost collection and processing costs

RECYCLING AND GREEN/FOOD (compost) MONTHLY RATES and SERVICES COMPARSION TABLE

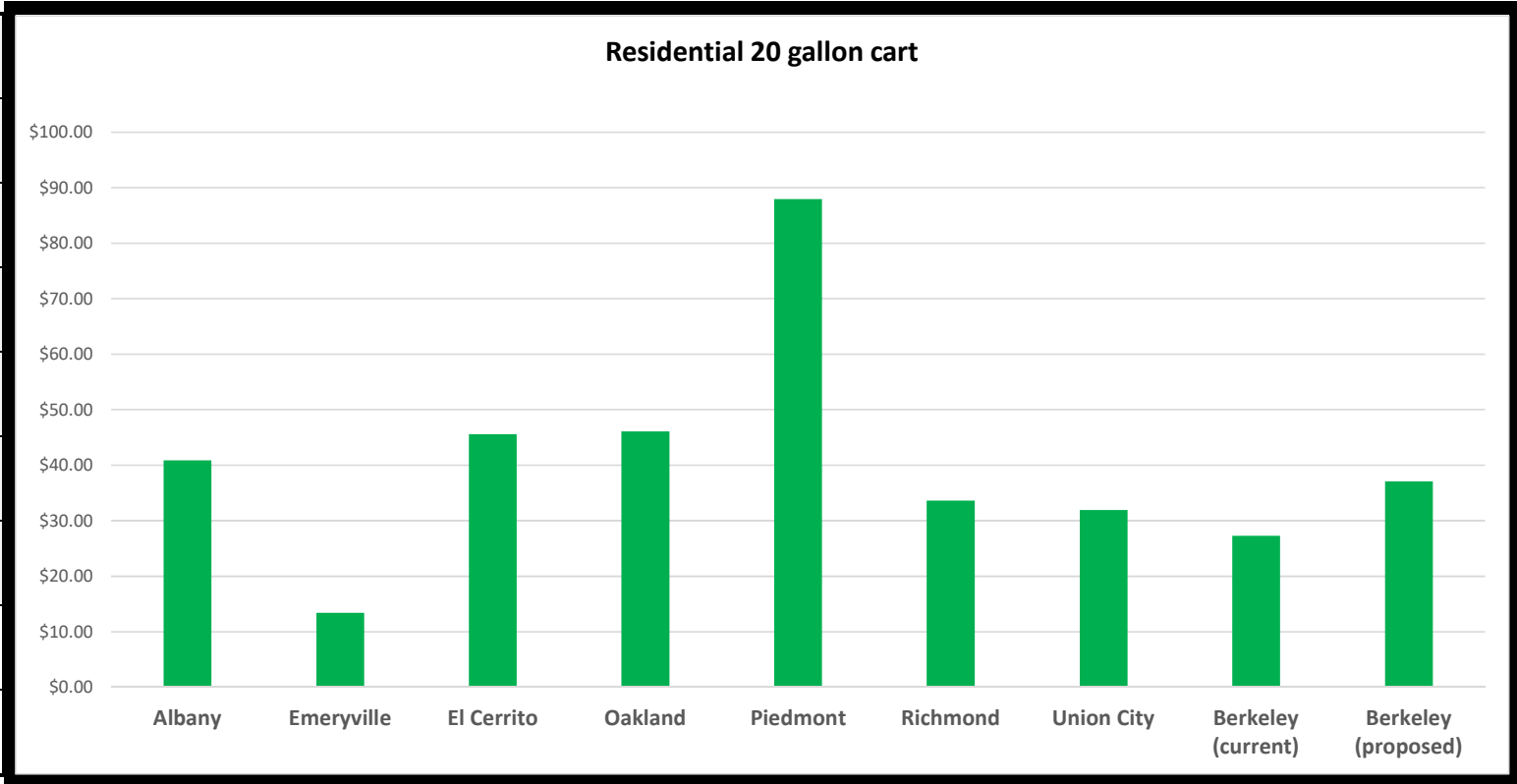
Jurisdiction	Residential Curbside Services Provided					Residential & Commercial		Residential Recycling Collection Rates				Residential Organics Collection Rates				Commercial Recycling Collection Rates				Commercial Organics Rates				Commercial Rate Discounts	
	Recycling		Organics			Effective Dates		All Cities listed are single stream				Green and Food waste combined				1 x per week				1 Yard Bin		3 Yard Bin			
	Weekly	Wheeled Cart	Weekly	Food Scraps Included	Overage	Begin	End	20 Gallons	30-35 Gallons	60-64 Gallons	90-96 Gallons	20 Gallons	30-35 Gallons	60-64 Gallons	90-96 Gallons	20 Gallons	30-35 Gallons	60-64 Gallons	90-96 Gallons	1 X Week	3 X Week	1 X Week	3 X Week	Food Waste	Recycling
City of Albany	X	X	X	X	\$1.92/bag fee	5/1/2021	4/30/2022	A	A	A	A	not offered	Not offered	C 2nd cart \$8.11	C 2nd cart \$8.11	not offered	Incl. in refuse rate	Incl. in refuse rate	Incl. in refuse rate	\$91.21	\$273.63	\$273.63	\$820.89	none	none
City of Emeryville	X	X	X	X	\$27.38/5 bag-it- bags	1/1/2021	12/31/2021	A	A	A	A	not offered	A - 2nd cart \$36.69	A - 2nd cart \$70.69	not offered	A	A	A	A	\$271.18	\$749.32	not offered	not offered	none	2 - 64g free; then 50%
City of El Cerrito	X	X	X	X	\$27.38/5 bag-it- bags	1/1/2021	12/31/2021	A	A	A	A	B	1 - 2nd cart \$29.50	1 - 2nd cart \$57.00	B	not offered	\$29.00	\$57.00	not offered	\$248.49	\$681.20	not offered	not offered	none	2nd cart at no add'l cost
City of Oakland	X	X	X	X	\$10.54 (SF), \$13.12 (MF), \$13.60 (C) tag 32g bag	7/1/2020	6/30/2022	C 2nd cart \$14.68	C 2nd cart \$14.68	C 2nd cart \$14.68	C 2nd cart \$14.68	C 2nd cart \$16.34	C 2nd cart \$16.34	C 2nd cart \$16.34	C 2nd cart \$16.34	D	D	D	D	\$191.45	\$574.28	\$455.92	\$1,367.69	none	none
City of Union City	X	X	X	X	\$25.46 32g bag	7/1/2020	6/30/2021	not offered	not offered	\$18.28	\$18.28	D - 2nd cart (32g) \$26.79	D - 2nd cart (32g) \$26.79	D - 2nd cart (32g) \$26.79	D - 2nd cart (32g) \$26.79	not offered	not offered	\$20.30	\$20.30	\$99.58	\$275.04	\$260.95	\$711.20	none	none
City of Berkeley (current)	X	X	X	X	\$2.25/bag \$1.30/tag - no add'l collection \$	7/1/2021	6/30/2022	A	A	A	A	A	A	A	A	E	E	E	E	\$144.39	\$397.08	\$392.78	\$1,150.83	20%	100%
City of Berkeley (proposed)	X	X	X	X	\$3.00/bag \$2.00/tag - no add'l collection \$	7/1/2022	6/30/2023	A	A	A	A	A	A	A	A	\$35.58	\$38.57	\$47.83	\$58.39	\$88.84	\$302.58	\$409.60	\$1,050.83	0%	0%

Commercial Organic Collection Rates					
1 x per week					
20 Gallons	30-35 Gallons	60-64 Gallons	90-96 Gallons		
no longer offered	\$28.71	\$57.39	\$86.06	0%	0%
no longer offered	\$35.58	\$47.83	\$58.39	0%	0%

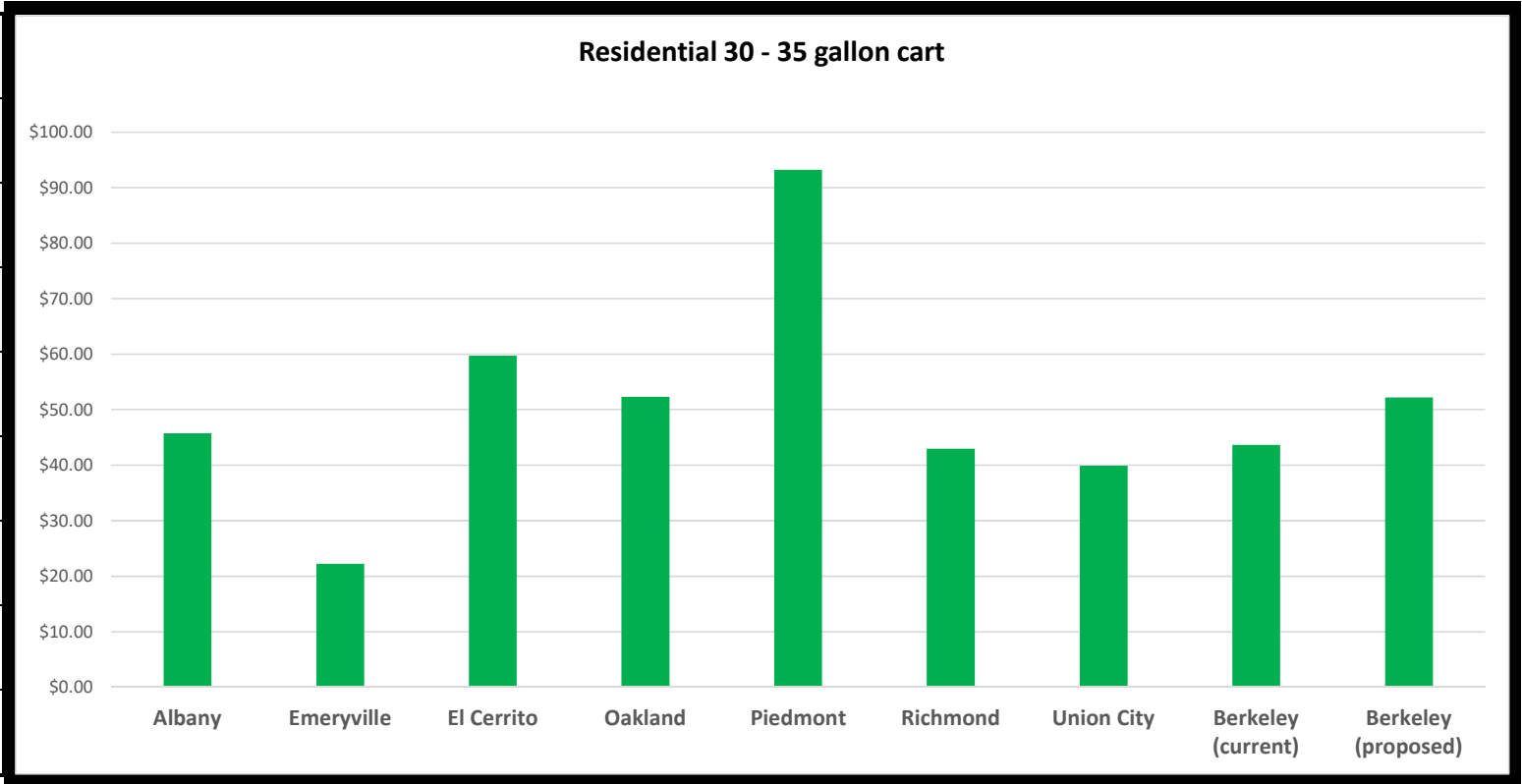
FOOTNOTES:

- A Cost included in refuse monthly rates
- B Additional cost for MF 2-4 units
- C Recycling is included in refuse rates, separate cost of \$15.99/cart.
- D Open market for recycling collection and processing, many provided with variable rates
- E Commercial Recycling costs includes in Commercial Refuse Rate

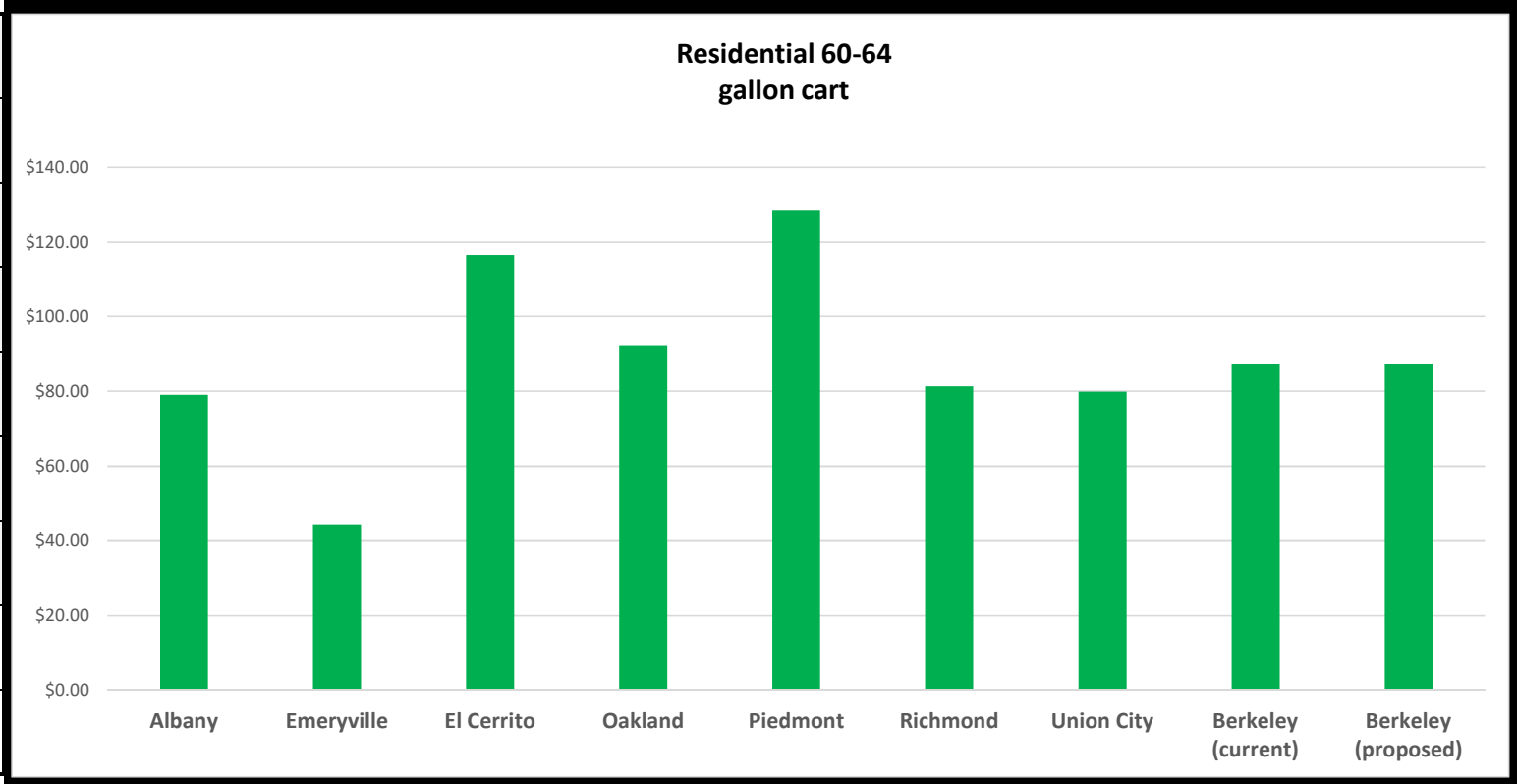
Albany	\$40.89
Emeryville	\$13.43
El Cerrito	\$45.60
Oakland	\$46.13
Piedmont	\$87.98
Richmond	\$33.65
Union City	\$31.95
Berkeley (current)	\$27.30
Berkeley (proposed)	\$37.10



Albany	\$45.78
Emeryville	\$22.23
El Cerrito	\$59.77
Oakland	\$52.36
Piedmont	\$93.23
Richmond	\$43.02
Union City	\$39.95
Berkeley (current)	\$43.66
Berkeley (proposed)	\$52.21



Albany	\$79.13
Emeryville	\$44.46
El Cerrito	\$116.37
Oakland	\$92.29
Piedmont	\$128.43
Richmond	\$81.41
Union City	\$79.96
Berkeley (current)	\$87.28
Berkeley (proposed)	\$87.28



Albany	\$112.45
Emeryville	\$66.67
El Cerrito	\$0.00
Oakland	\$138.62
Piedmont	\$143.82
Richmond	\$120.93
Union City	\$119.90
Berkeley (current)	\$130.87
Berkeley (proposed)	\$125.87

