

Annual Update

2020-2021

Berkeley Police Department

October 19, 2021

Interim Chief Jen Louis



Annual Update Overview

Timeframe:

2020 through six plus months 2021.

Topics:

Annual Crime Report

Use of Force Report

Stop Data

Department Recruitment, Hiring, and Training

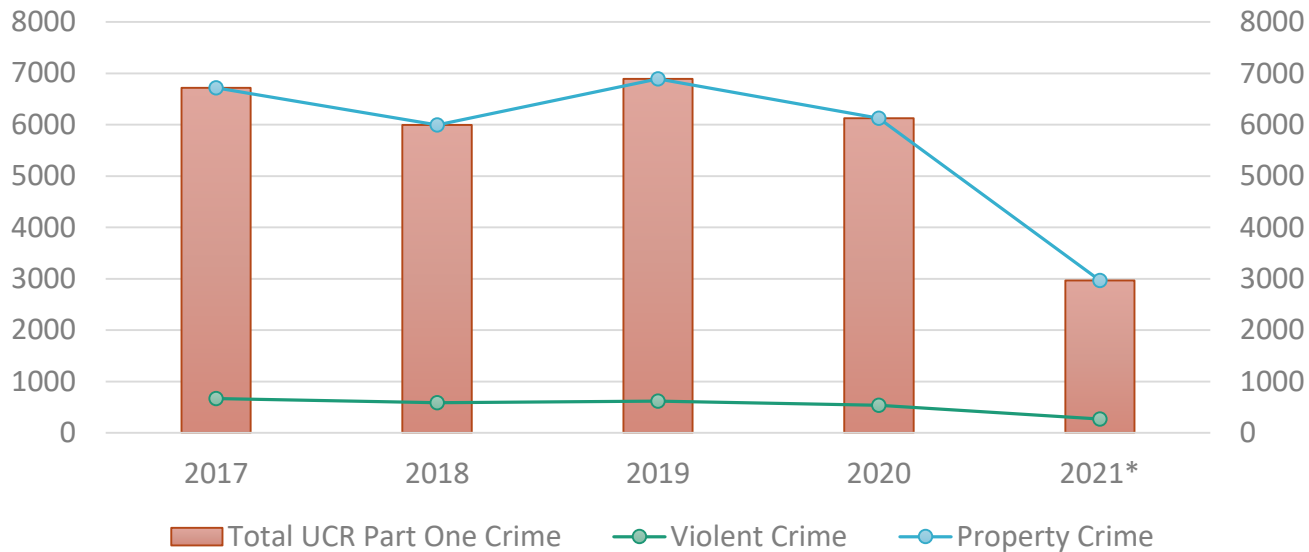
Departmental Staffing

Department Initiatives

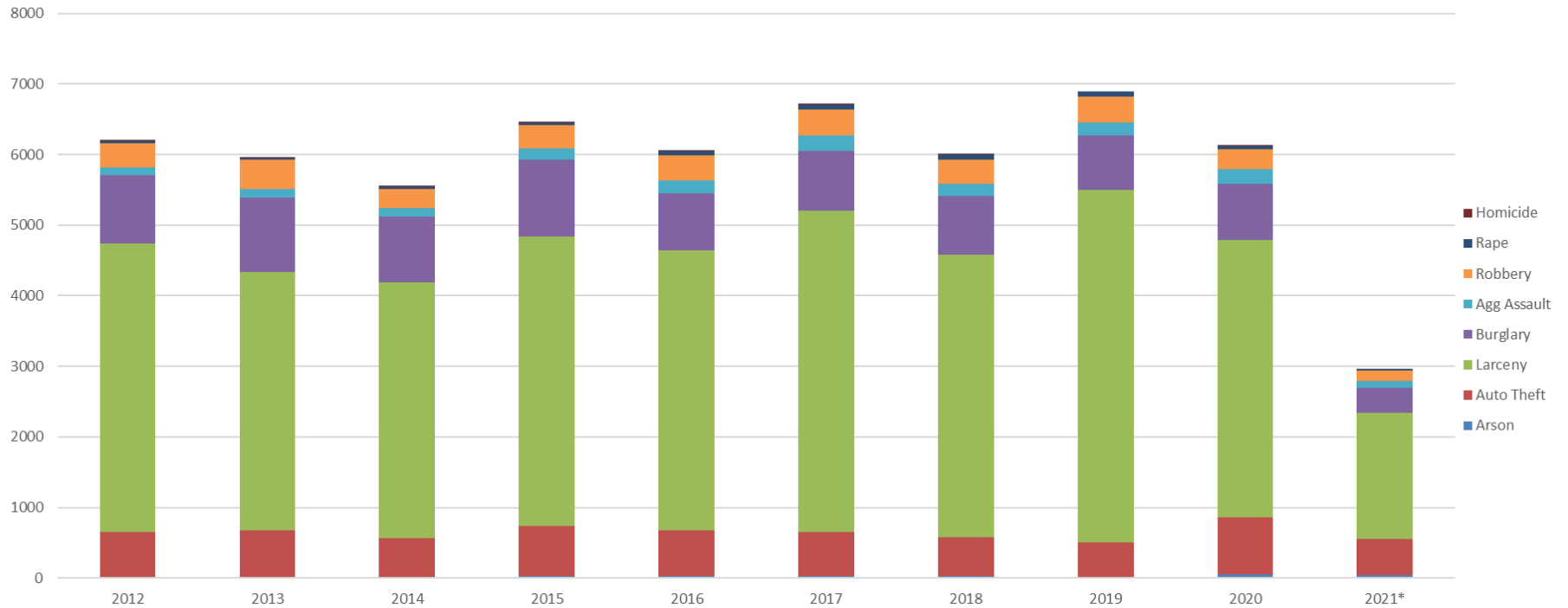
Annual Crime Summary

2020	Population	Homicide	Rape	Robbery	Agg Assault	Total Violent	Burglary	Larceny	Auto Theft	Arson	Total Property	Crime Rate*	Vio Crime Rate*	Prop Crime Rate*
Berkeley	122,346	5	47	274	210	536	797	3933	805	52	5535	496	44	452
Hayward	160,891	13	57	253	205	528	622	2850	1878	17	5350	365	33	333
Fremont	244,259	2	28	131	246	407	864	3797	1061	33	5722	251	17	234
Oakland	437,923	102	362	2479	2710	5653	2537	13,373	6712	236	22,622	646	129	517
Richmond	111,367	20	33	254	767	1,074	353	1815	1511	66	3679	427	96	330
San Leandro	89,239	7	22	260	173	462	381	1981	1054	10	3416	435	52	383

UCR Part One Crimes
Five Year Trend



Total Part One Crimes
2012-2021



	Homicide	Rape	Robbery	Agg Assault	Burglary	Larceny	Auto Theft	Arson
2012	5	39	335	108	971	4084	641	15
2013	4	26	410	122	1055	3658	664	16
2014	3	35	263	130	932	3615	555	15
2015	1	44	330	155	1090	4099	717	22
2016	2	54	361	185	805	3965	650	24
2017	1	83	364	218	843	4556	621	30
2018	1	65	353	167	829	4004	548	31
2019	0	74	369	175	771	4993	492	17
2020	5	47	274	210	797	3933	805	52
2021*	0	25	148	96	356	1789	514	42

* January – June 2021



Shootings

	Total	# Homicides	# Closed	# Charged
2018	20	0	11	6
2019	28	0	9	6
2020	40	4	20	15
2021*	38	0	13	11

2020 saw a 43% increase in shootings over 2019 and a 100% increase over 2018.

Firearms Recovery Data

	2019	2020	2021*
Patrol calls for service	33	36	36
Patrol proactive traffic stops	25	17	19
Detective Follow-up investigation	29	32	22
Ghost Guns recovered	8	6	22

* 2021 Jan-September



Hate Crimes

YEAR	RACE/ETHNICITY/ NATIONAL ORIGIN	RELIGION	SEXUAL ORIENTATION	GENDER	DISABILITY	TOTAL
2016	4	0	1	0	0	5
2017	17	3	6	0	0	26
2018	11	3	3	1	0	18
2019	5	1	2	0	0	8
2020	7	2	1	2	0	12
2021*	21	7	0	0	0	28

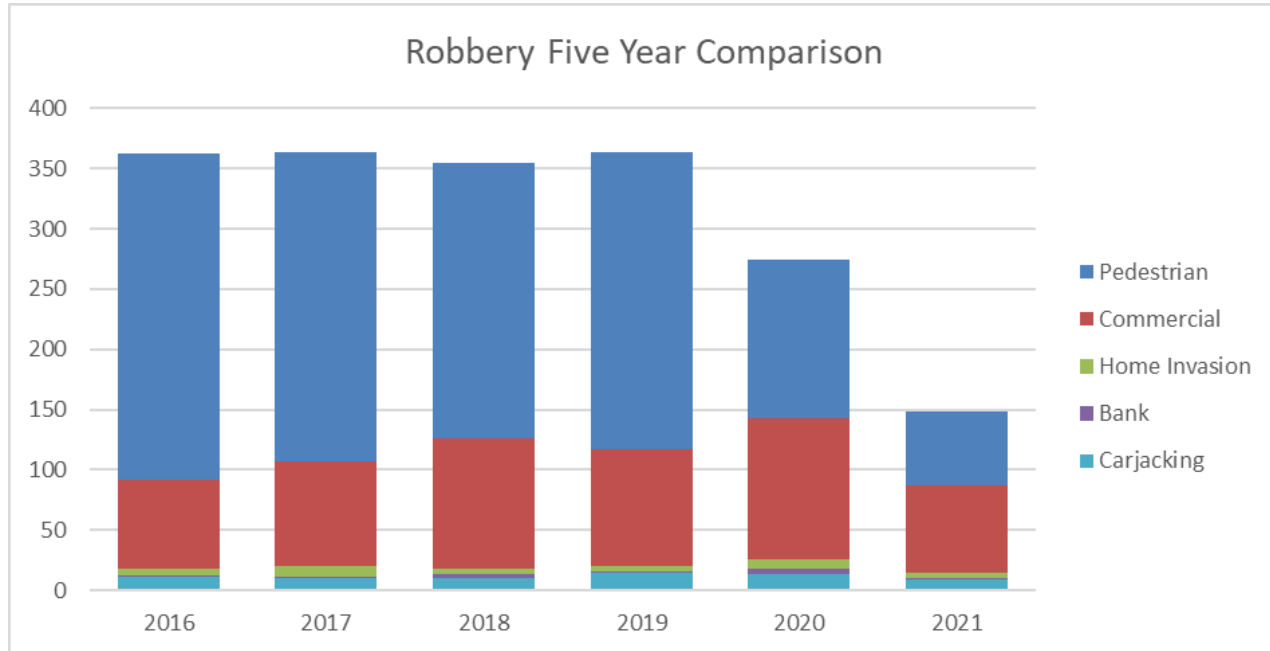
* 2021 Jan-September

On-going efforts in connection with the Mayor's Council item on Hate Crime Reporting and Response:

- Public facing mapping tool in development with IT. Estimated completion time is early in 2022.
- BPD is creating a public outreach video about what a hate crime is and how to report it to BPD.
- Updated online reporting page to encourage people to call BPD for face to face contact when they are a victim of a hate crime.



Robbery

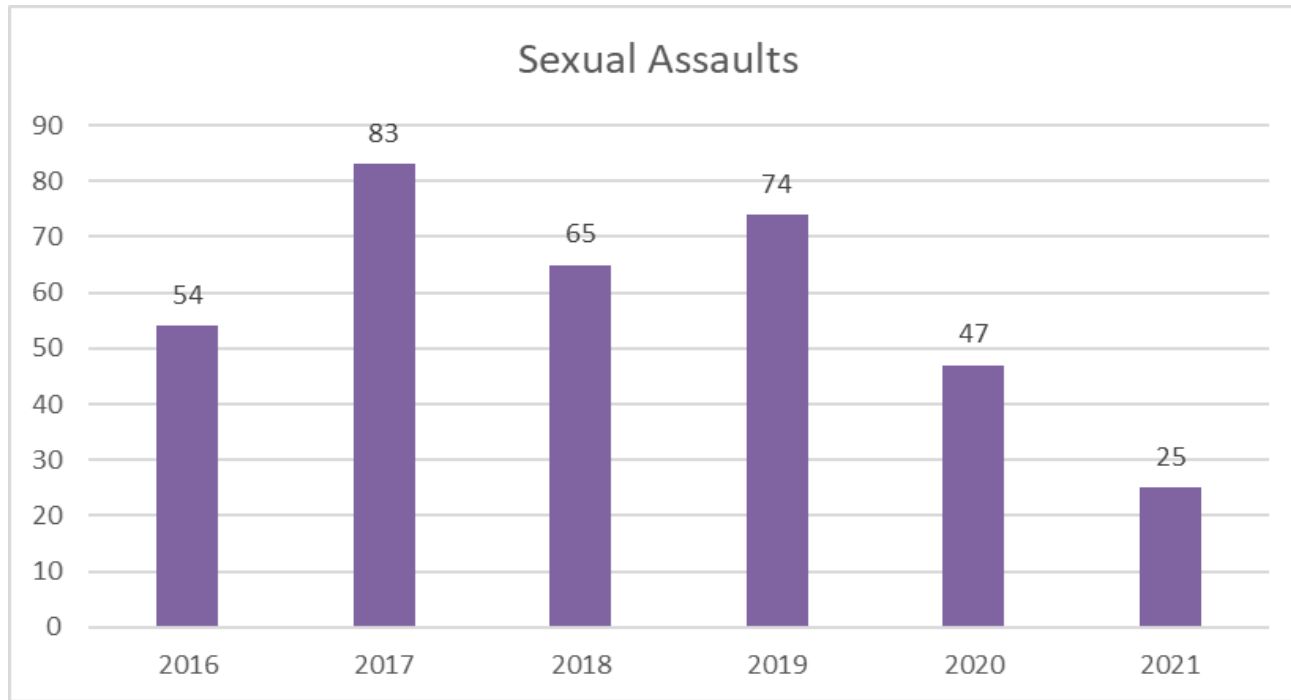


2021 = January - June

	Pedestrian	Commercial	Home Invasion	Bank	Carjacking
2016	271	73	6	1	11
2017	257	87	9	1	10
2018	229	108	5	3	10
2019	247	97	4	2	14
2020	131	117	8	5	13
2021	61	72	5	1	9



Sexual Assaults

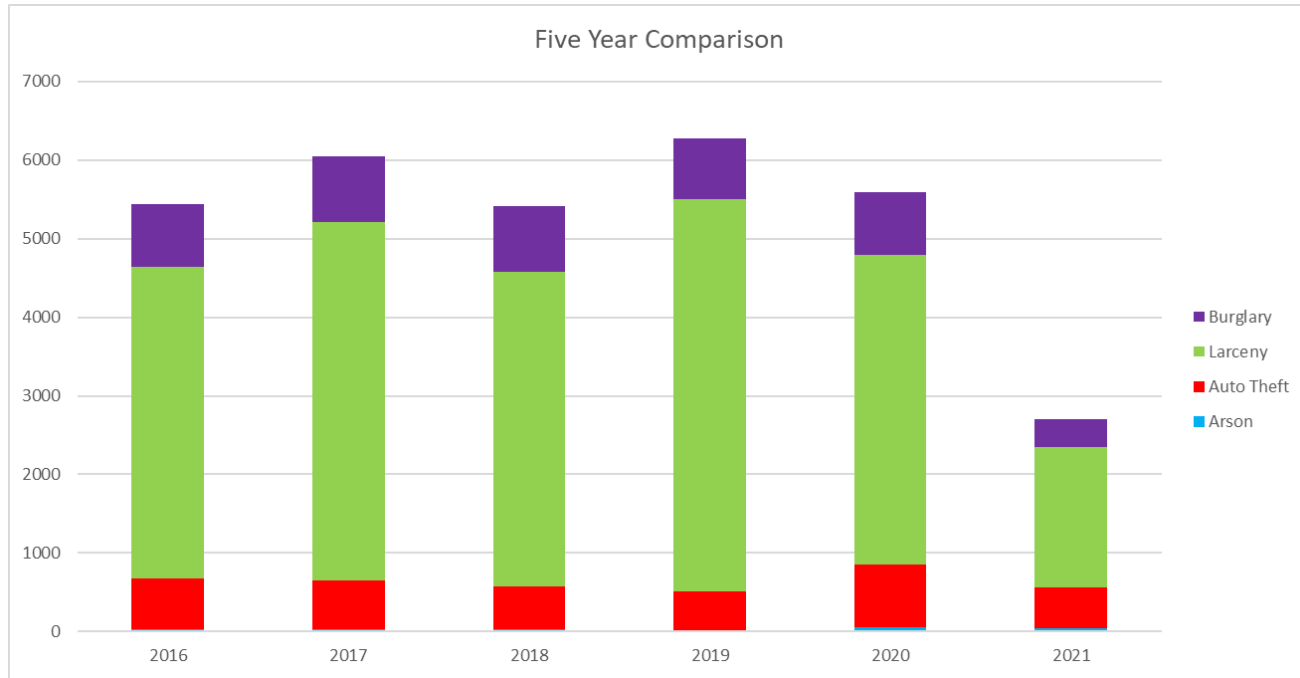


2021 = January - June

- 2020 had fewer reports of sexual assault as both UC Berkeley and BHS were not holding classes in person.
- During this time period, the Sex crimes unit applied for and received a \$312,000 grant from the State Department of Justice to do DNA work on evidence in cold sexual assault cases.



Property Crime



	Burglary	Larceny	Auto Theft	Arson
2016	805	3965	650	24
2017	843	4556	621	30
2018	829	4004	548	31
2019	771	4993	492	17
2020	797	3933	805	52
2021	356	1789	514	42

Auto Burglary

2017	2107
2018	1739
2019	2473
2020	1042
2021	375

2021 = January - June

Catalytic Converter Thefts

2019	150
2020	523
2021	309



Traffic Collisions



	2020	2021
Total Collisions	589	550
Injury Collisions	316	205
Fatal Collisions	2	5
DUI Collisions	46	38

Top Intersections

Primary Causal Factors

2020		2021	
Ashby Ave / San Pablo Ave	9	Ashby Ave / San Pablo Ave	9
MLK Jr Way / Ashby Ave	6	MLK Jr Way / Ashby Ave	6
Scaramento St / Ashby Ave	6	Ashby Ave / Shattuck Ave	5
7th St / Ashby Ave	5	Eastshore Hwy / Gilman St	5
Ashby Ave / Shattuck Ave	5	Sacramento St / Cedar St	5

2020		2021	
22350 VC (Speeding)	133	22350 VC (Speeding)	94
22107 VC (Unsafe lane change)	104	22107 VC (Unsafe lane change)	88
21800-21804 VC (Failure to yield)	82	21800-21804 VC (Failure to yield)	52
22106 VC (Unsafe starting or backing)	46	23152 VC (DUI)	38
21950 (a) VC (Failure to yield to ped)	45	21950 (a) VC (Failure to yield to ped)	16

Bike Collisions

Pedestrian Collisions

2020		2021	
Bike Collisions	67	Bike Collisions	69

2020		2021	
Pedestrian Collisions	69	Pedestrian Collisions	31

2020		2021	
22350 VC (Speeding)	14	22350 VC (Speeding)	19
21800-21804 VC (Failure to yield)	12	22450 VC (Stop at limit line)	8
22107 VC (Unsafe lane change)	8	21800-21804 VC (Failure to yield)	8

2020		2021	
21950 (a) VC (Failure to yield to ped)	45	21950 (a) VC (Failure to yield to ped)	16
21950 (b), 21954 VC (Pedestrian safety)	6	23152 VC (DUI)	3
22107 VC (Unsafe lane change)	2	22107 VC (Unsafe lane change)	2

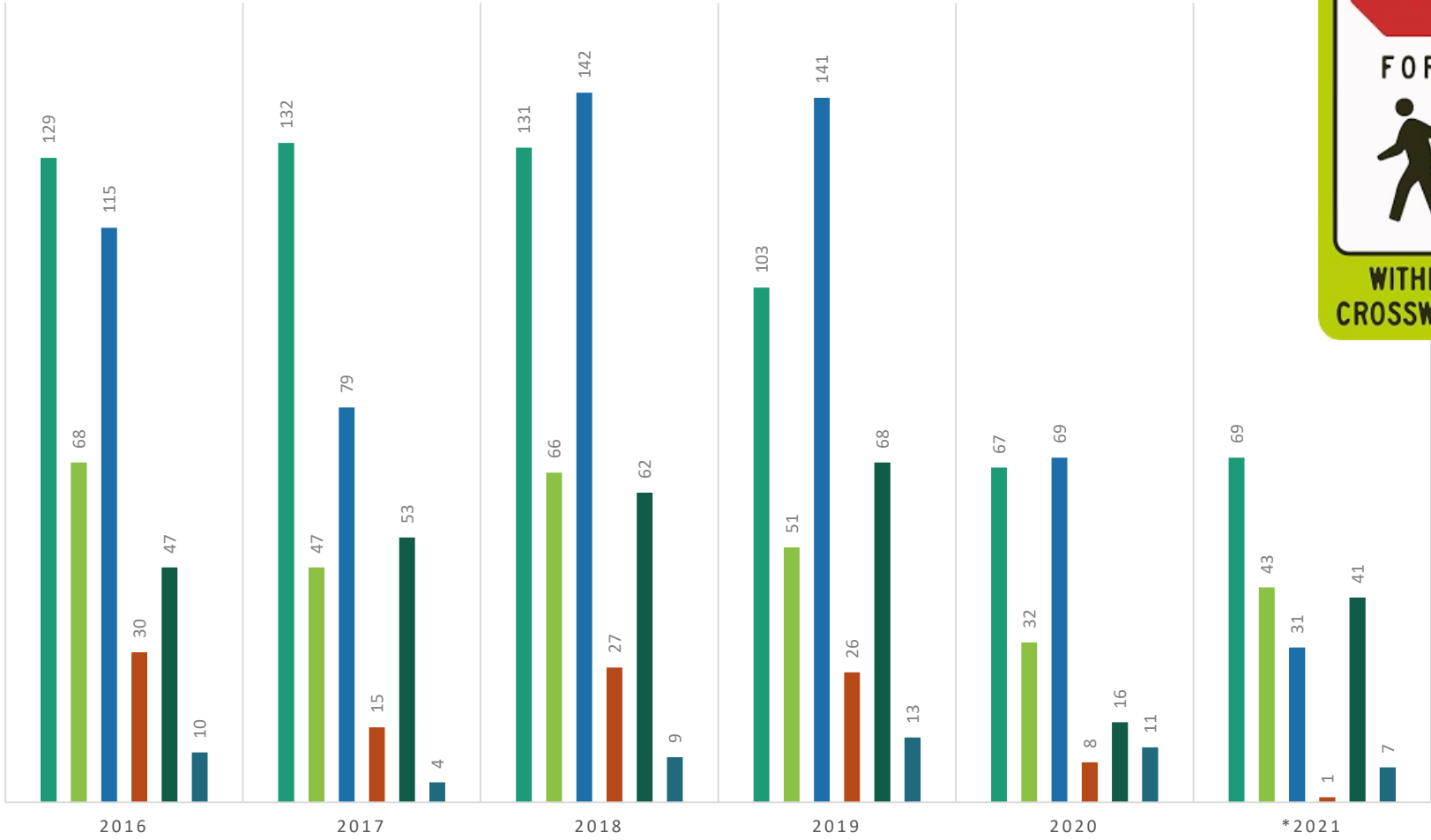
*2021 Data = January – October 1st



Traffic Collisions

Injury Collision Type

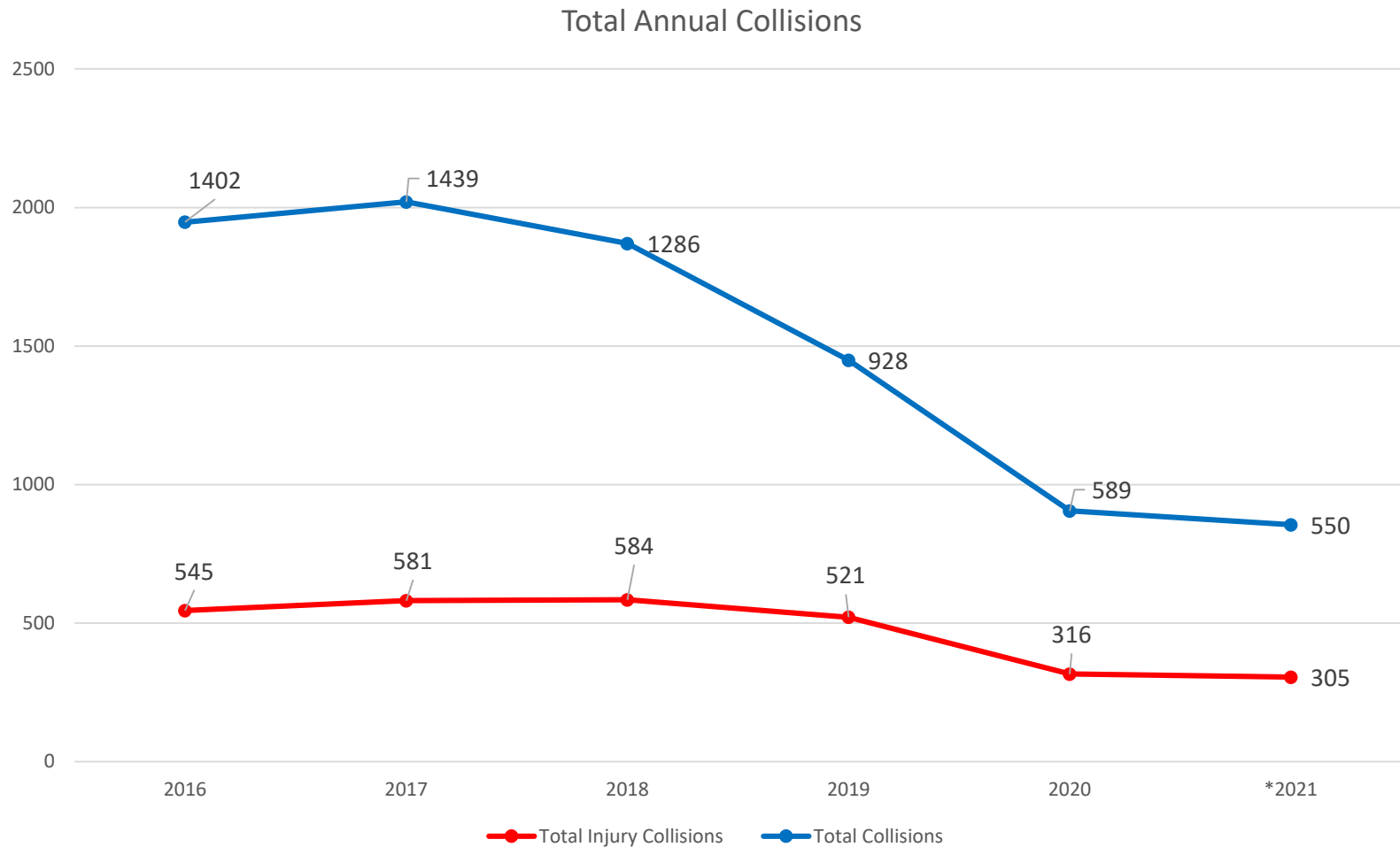
- Bicyclists Involved
- Bicyclists at Fault
- Pedestrians Involved
- Pedestrians at Fault
- Hit and Run with Injury
- DUI (Felony w/Injury)



*2021 Data = January – October 1st



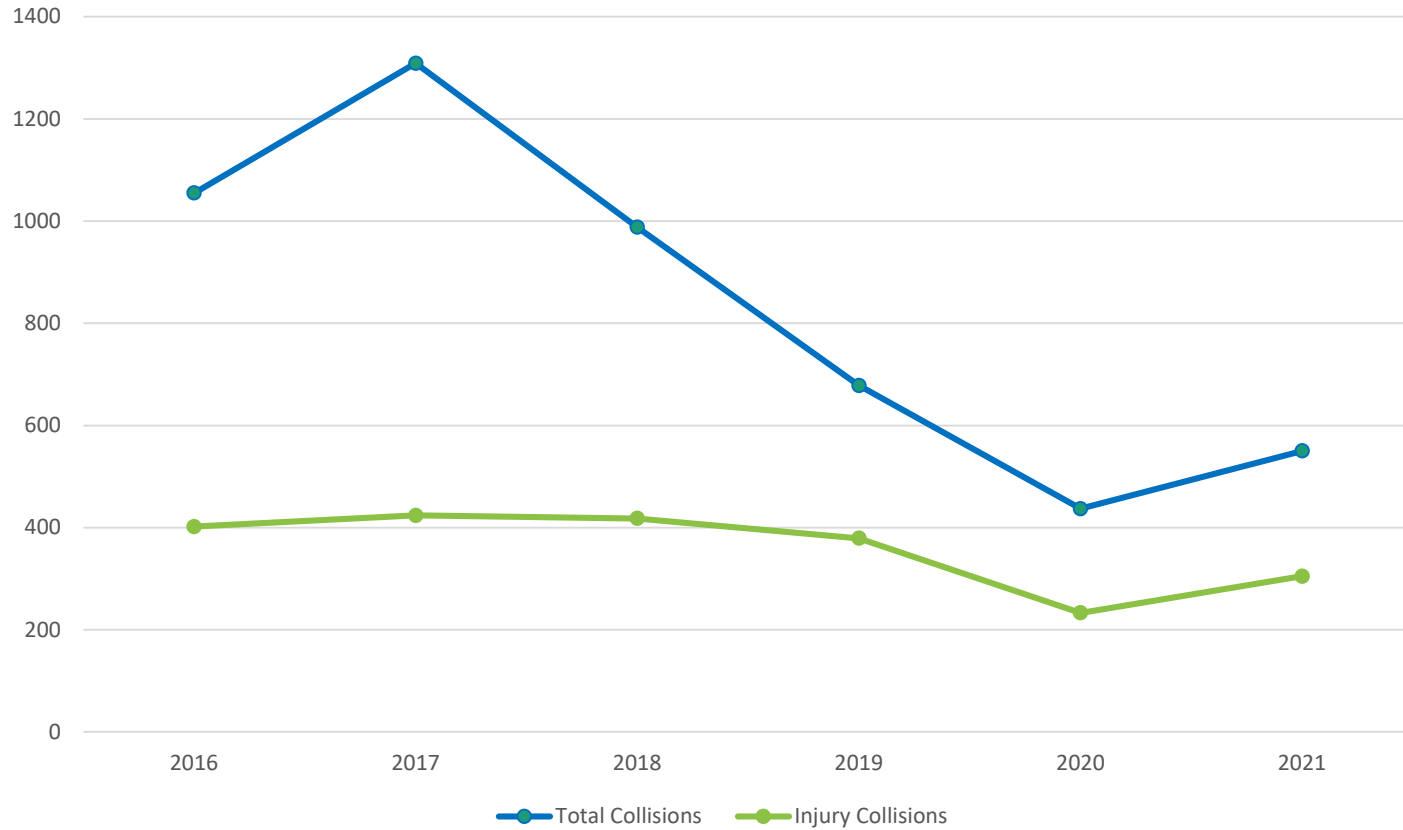
Traffic Collisions



*2021 Data = January – October 1st



Traffic Collisions

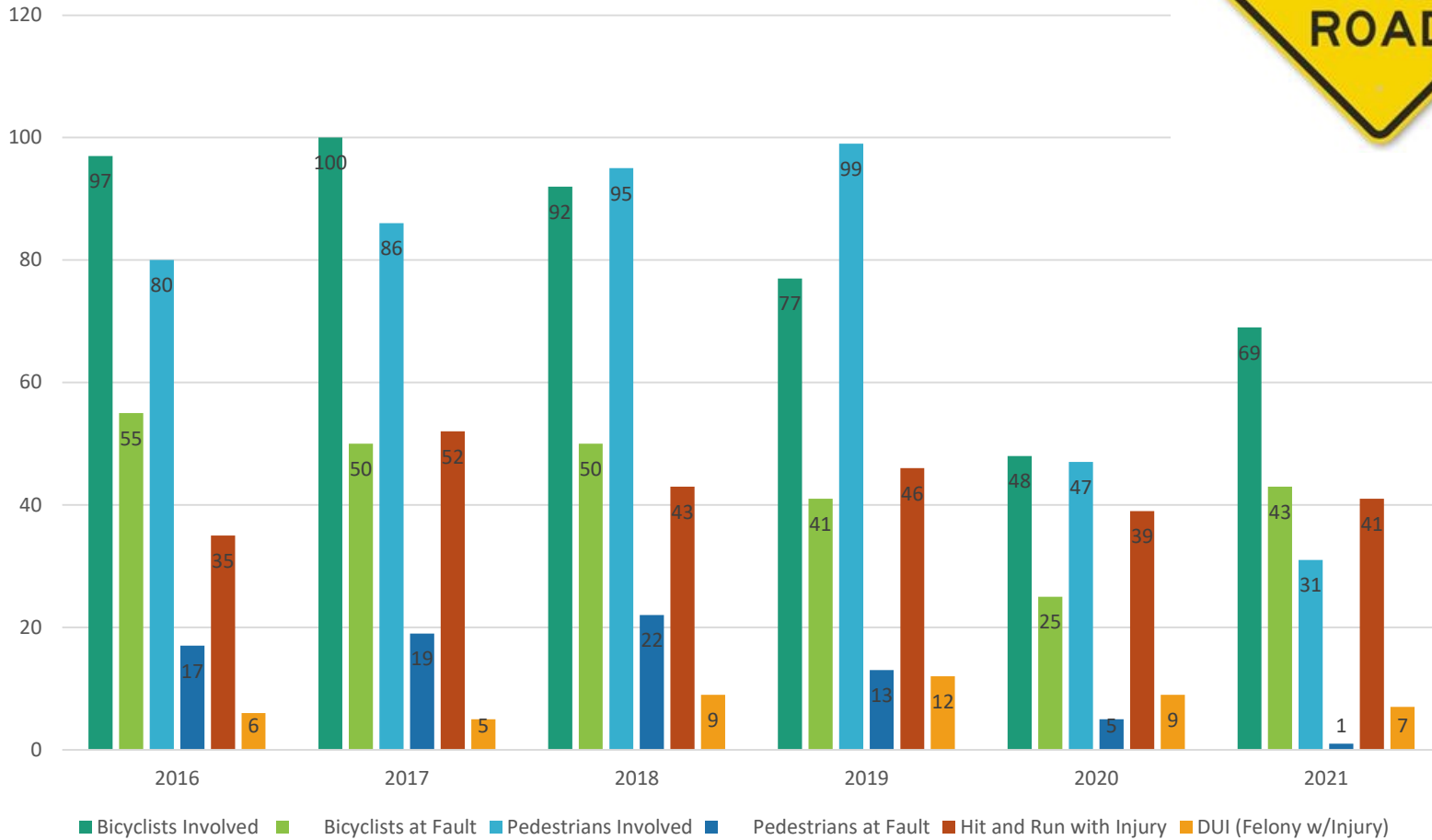


*2021 Data = January – October 1st



Traffic Collisions

Injury Collision Type
Jan 1st - Oct 1st of each year



Use of Force Report

Reporting Force

Old Standard: G.O. U-2

Force reporting not divided by levels.

Covered Complaint of pain, Injury, OC, Kinetic Weapons, Firearms

Current Standard: Policy 300 went into effect February 2021

Level 1 – Grab, control hold, leverage, body weight

Level 2 – Drawing or pointing a firearm to compel action, more than momentary discomfort

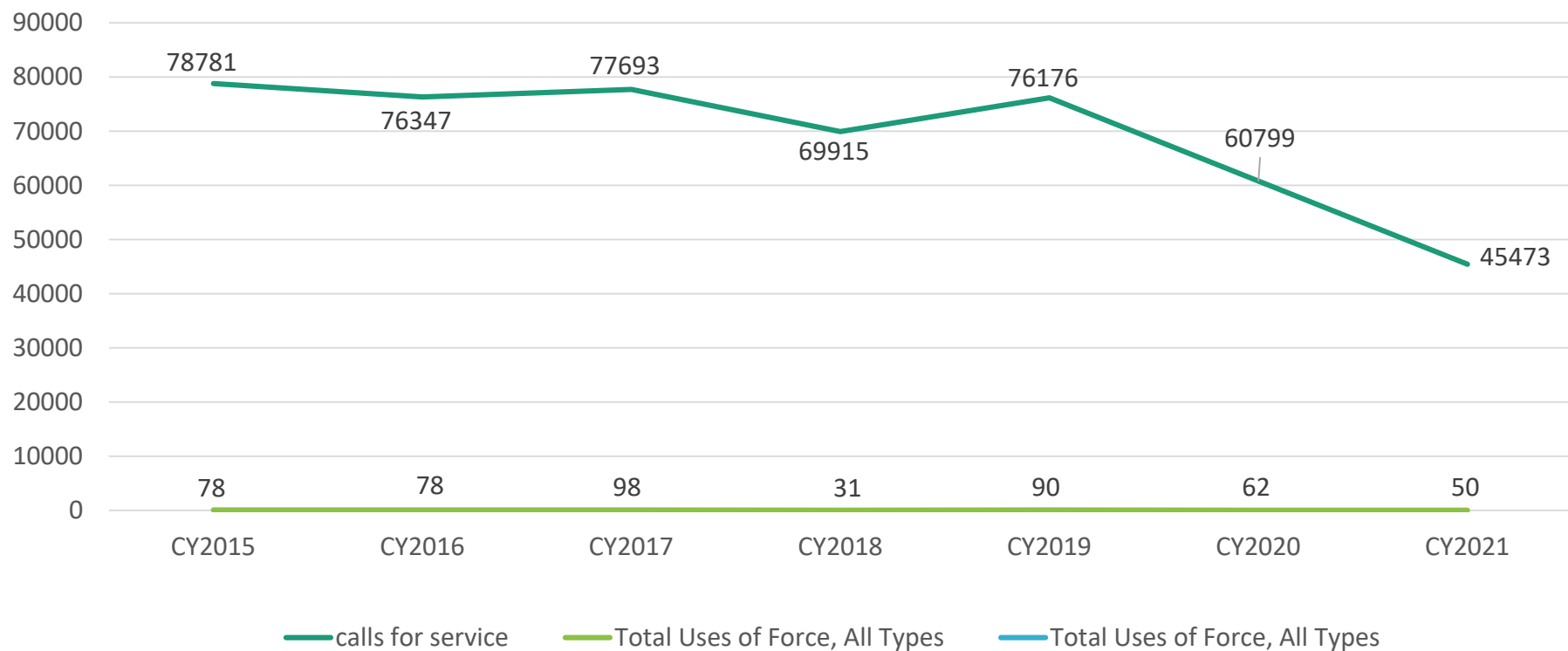
Level 3 – Level 2 without BWC, old standard

Level 4 – Use of firearm, in custody death



Use of Force Data

In Comparison to Calls For Service

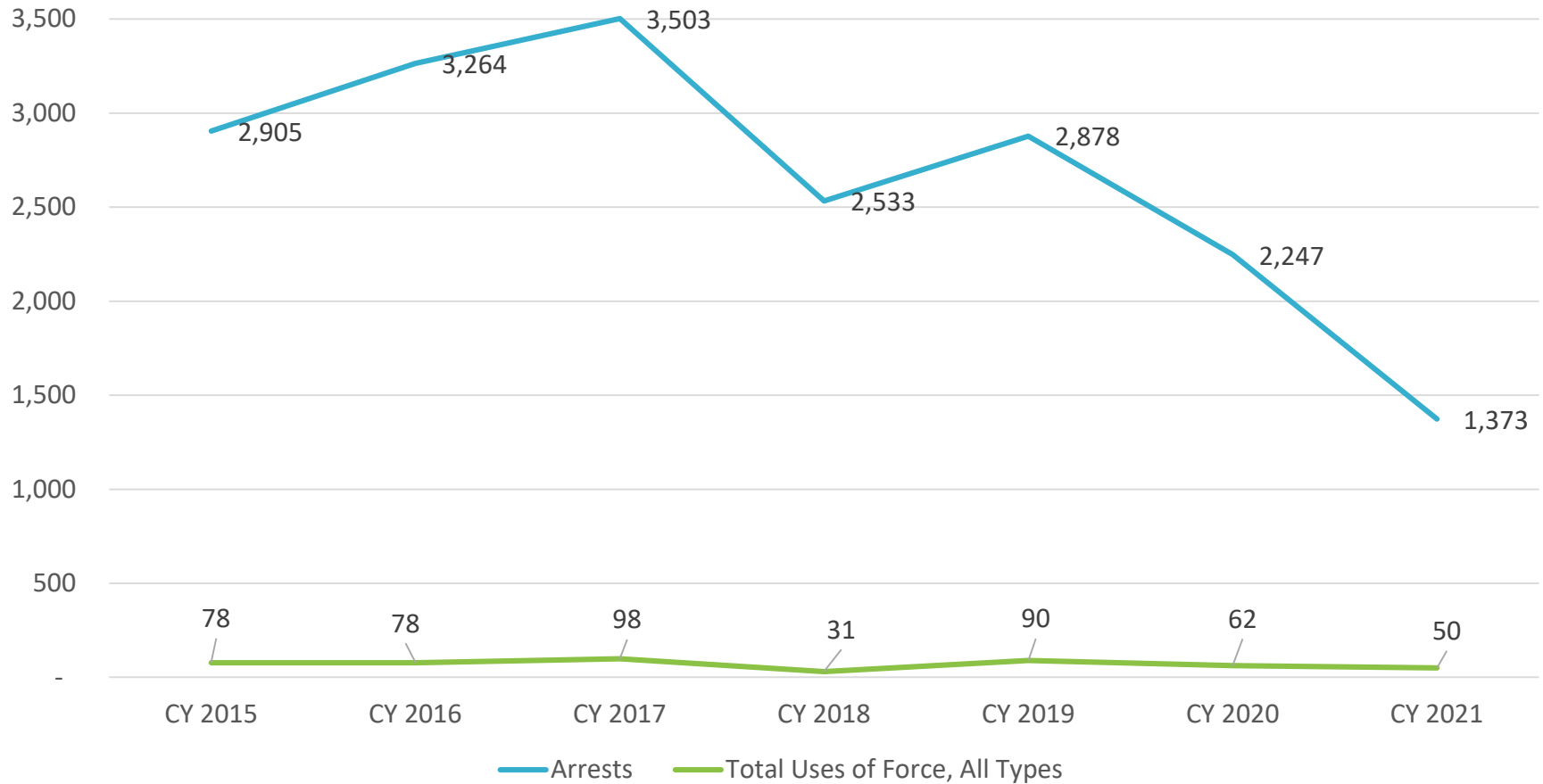


*Old Reporting Standards



Use of Force Data

In Comparison to Arrest

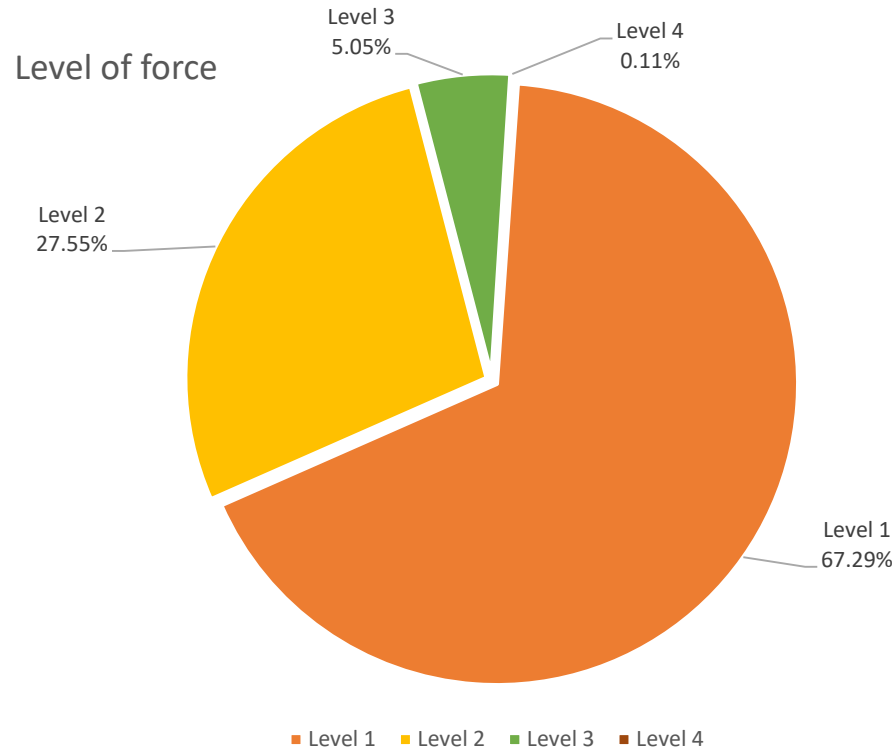


*Old Reporting Standards, 2021 data range is Feb-Sep 2021



Use of Force Data

Policy 300 from February – October 2021



Total Use of Force Incidents 248

Total Applications of Force: 854

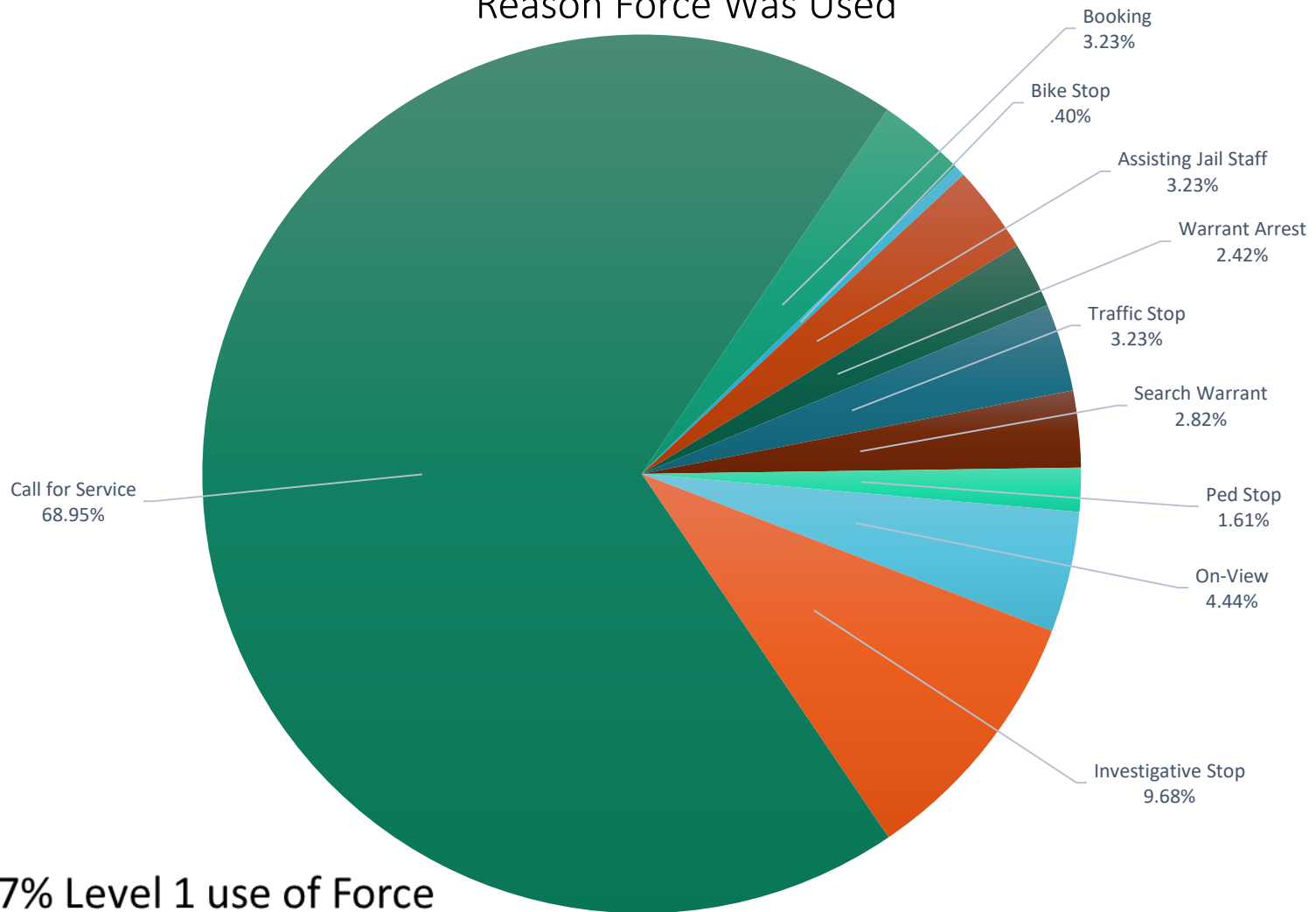
87% resulted in no injury or complaint of pain

67% Level 1; 95% Level 1 or Level 2



Use of Force Data

Reason Force Was Used



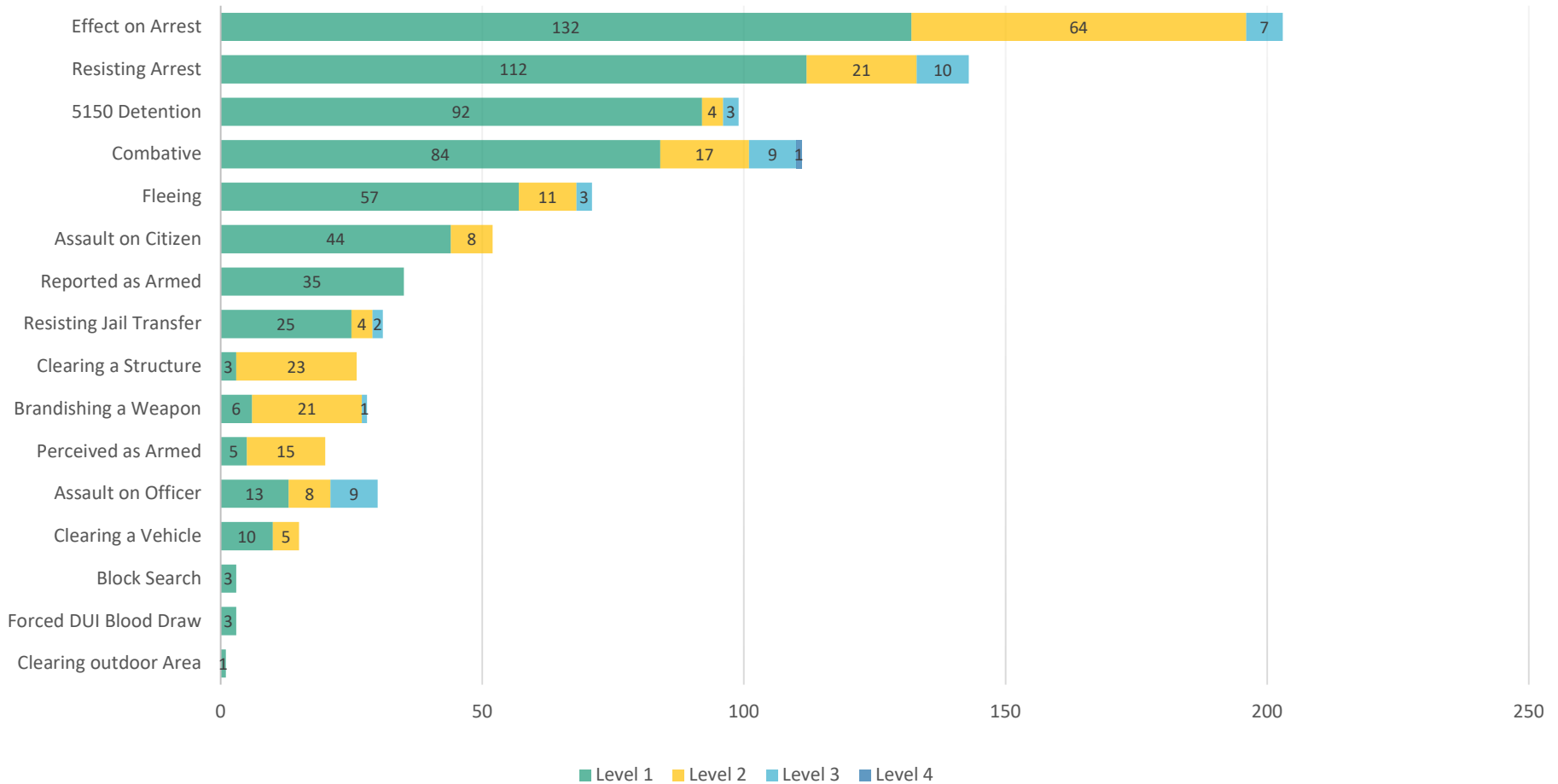
67% Level 1 use of Force

69% In response to community Call For Service (CFS)



Use of Force Data

Reason Force Was Used



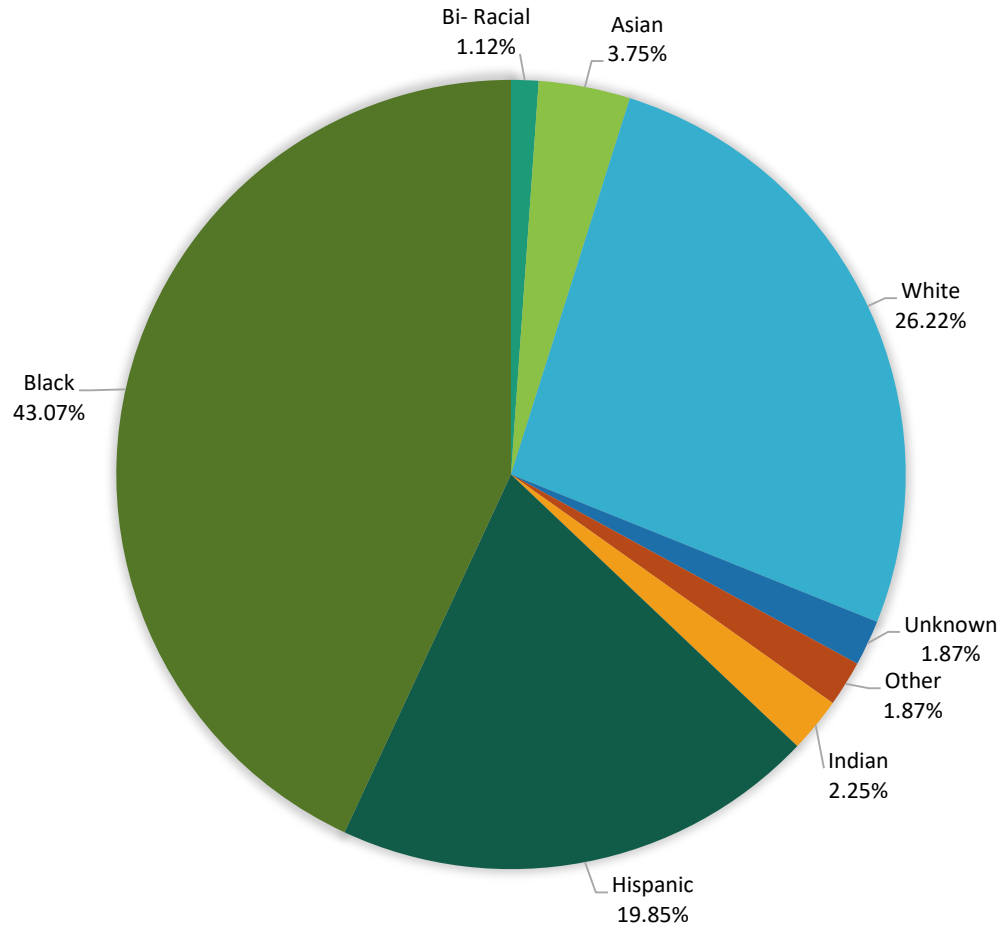
67% Use of force were Level 1

69% In response to community Call For Service (CFS)

26% Use of Force occurred to affect an arrest



Demographic Breakdown



67% Use of force were Level 1

69% In response to community Call For Service (CFS)

26% Use of Force occurred to affect an Arrest

Black 43.07%

White 26.22%

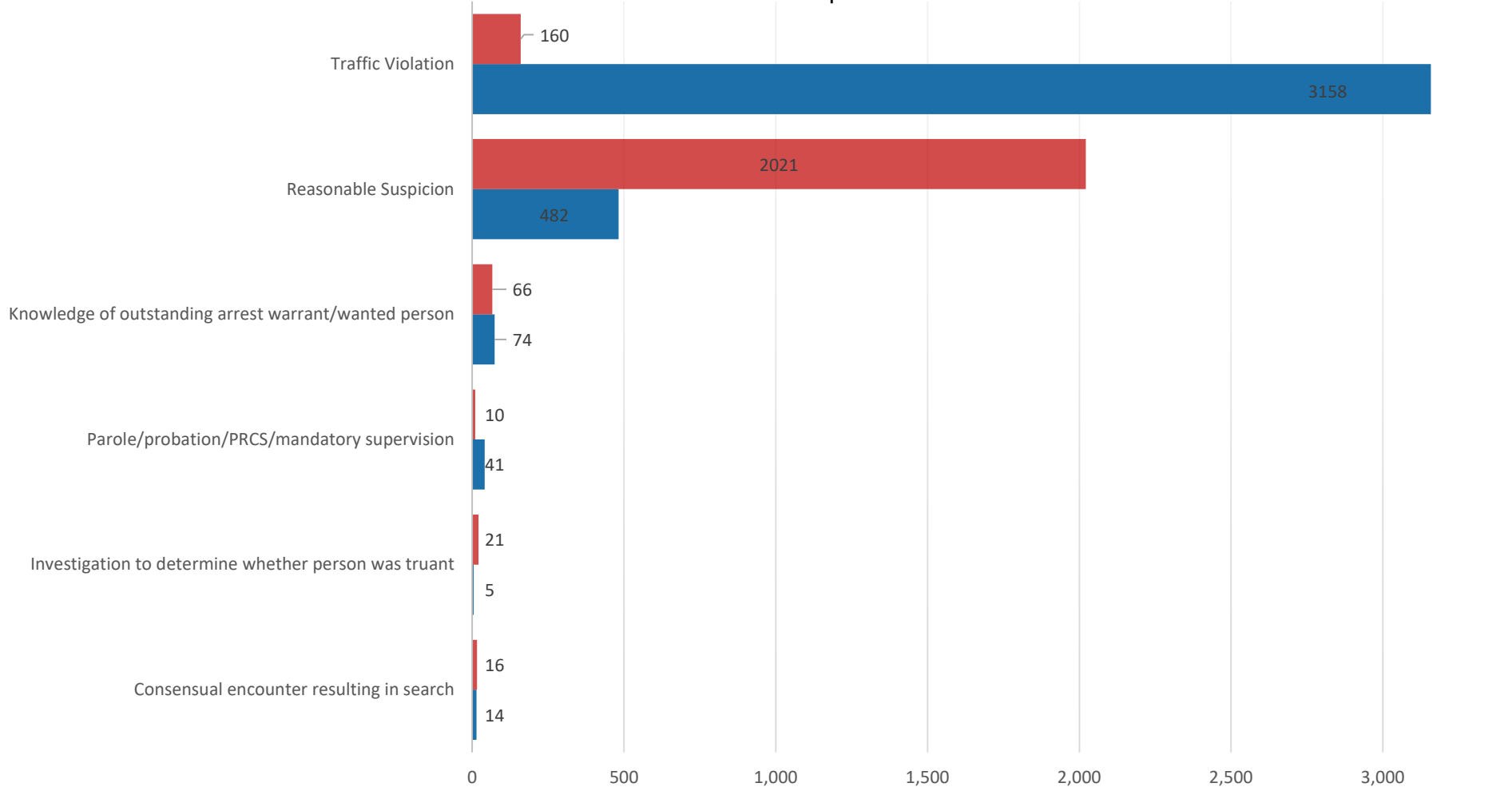
Latinx 19.85%



Stop Data (RIPA)

October 2020 – September 2021

Reason For Stop



Reason for Stop

Blue – Self Initiated

Red – Call for service

Call for Service : 37.76%

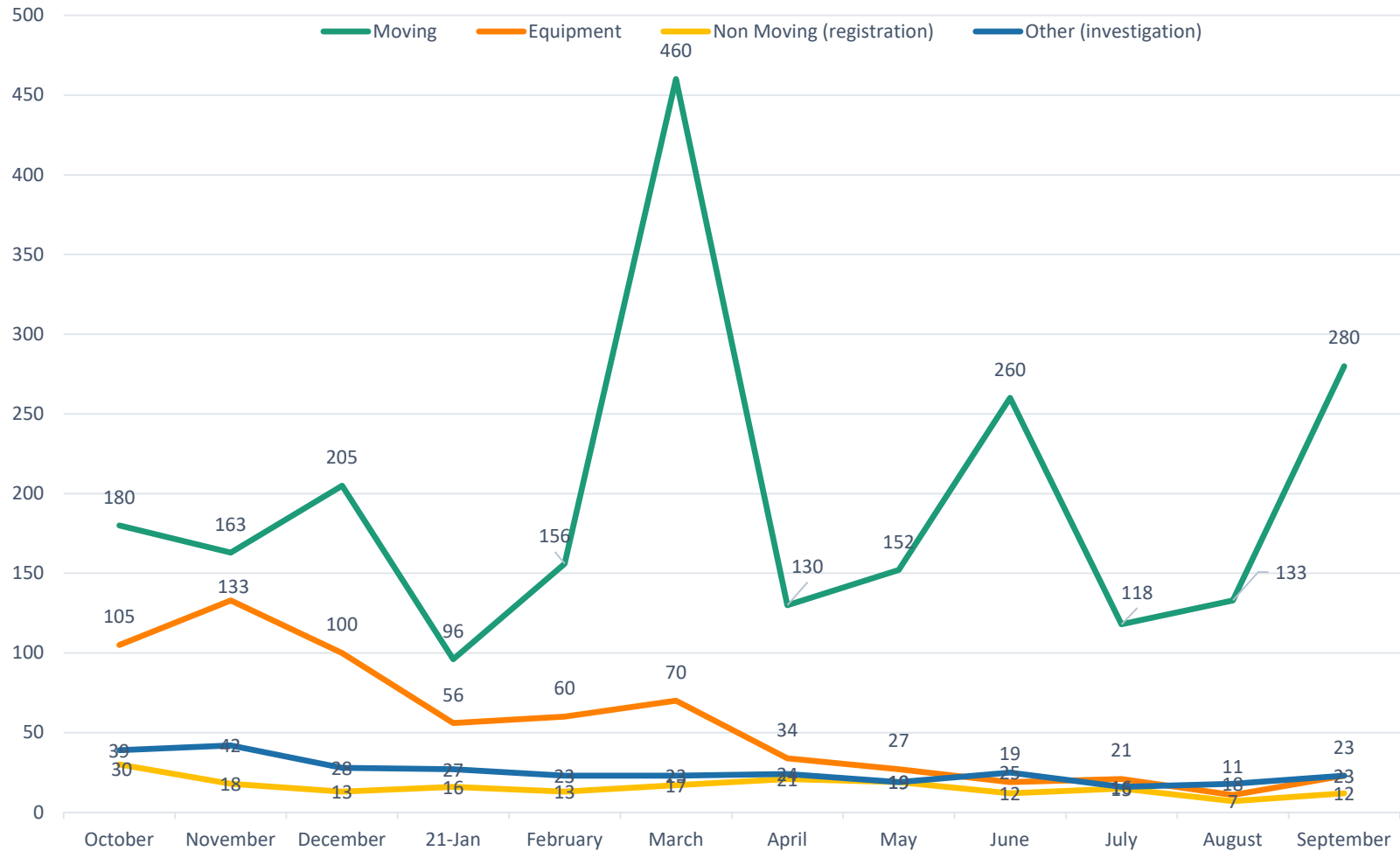
Self Initiated: 62.24%



Stop Data (RIPA)

October 2020 – September 2021

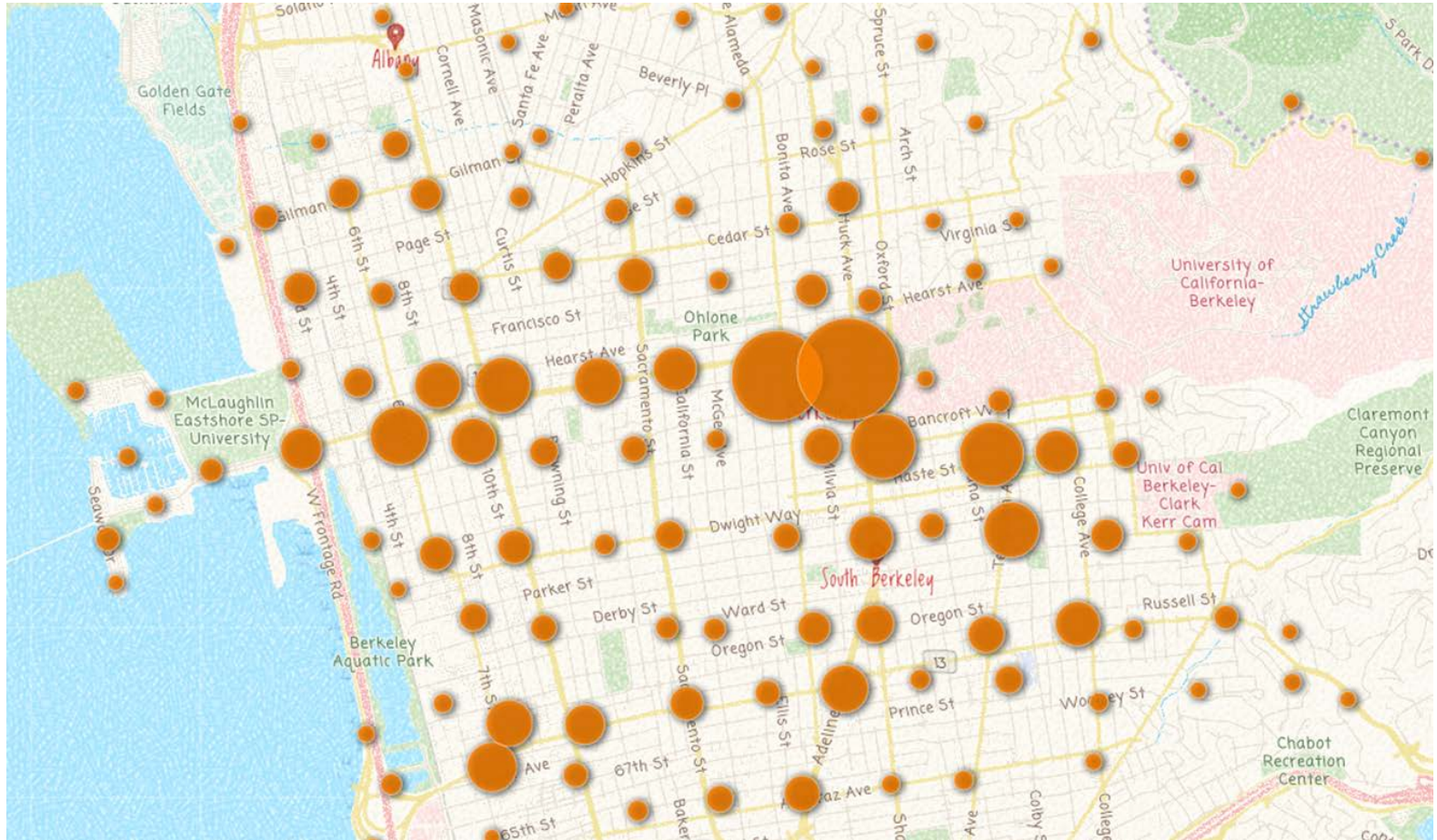
Traffic Violation Type



Stop Data (RIPA)

October 2020 – September 2021

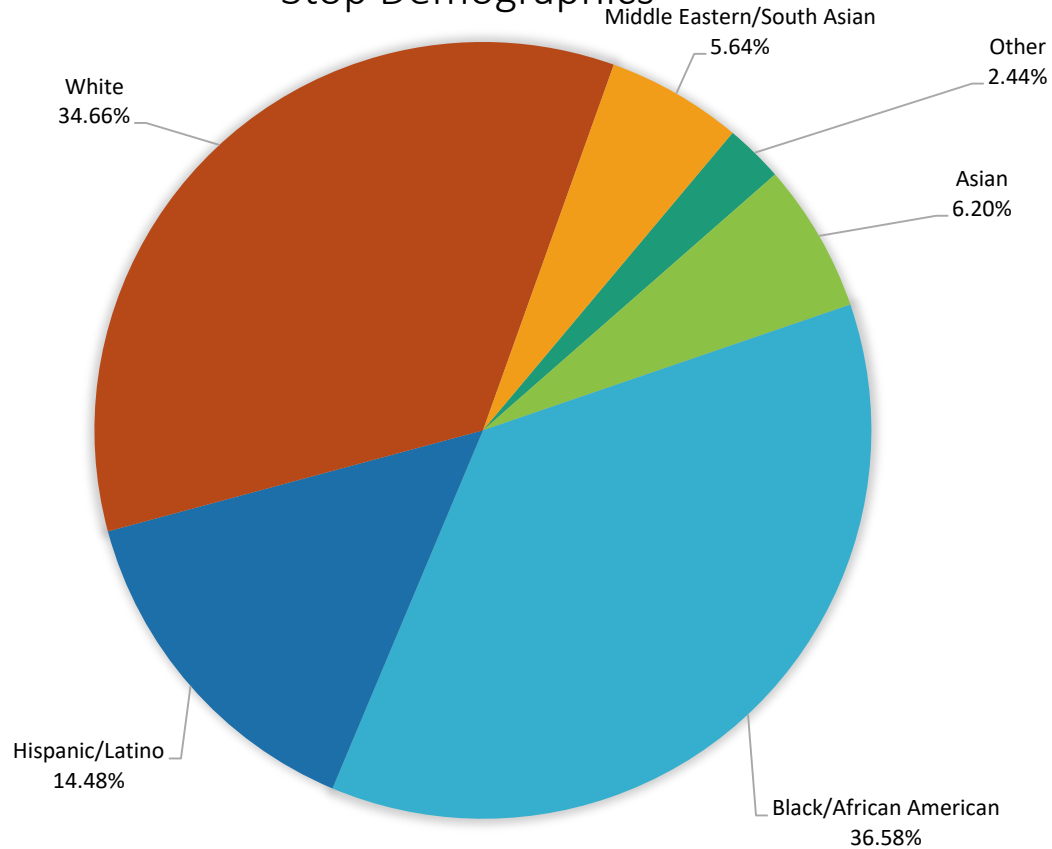
Stop Location



Stop Data (RIPA)

October 2020-September 2021

Stop Demographics



Demographic Breakdown:

36.58% Black
34.66% White
14.48% Latinx

Residential Breakdown:

Berkeley Resident: 67%
Non Berkeley Resident: 33%



Stop Data (RIPA)

October 2020 – September 2021

Search Data

Overall Search Rate	19.16%
Overall Yield Rate	44.23%
Weapons Recovered	135
Firearms Recovered	31

Search and Yield Rates By Race

Black	24.08% / 45.88%
White	17.46 % / 40.87%
Latinx	17.31% / 45.39%



Department Personnel

Recruitment, Hiring, Training

Recruitment and Hiring

- Recruitment: Locally Focused utilizing Job Postings, On Campus Job Fairs, Special Events, Community and Presentations; Referrals; Social Media.
- Hiring: Application, Minimum Qualifications, Personal History Statement Written Exam, Physical Ability, Oral Boards, Pre-investigative Interview, Background Investigation, Voice Stress Analysis, Review and Recommendation, Chief's Interview, Medical / Psychological Exam



Department Personnel

Recruitment, Hiring, Training

Field Training Program

18 Week Field Training Program: Daily Written Evaluations with constant supervision and training; Training to POST Solo Officer Status standards but also mentoring and developing towards BPD / CoB culture; Responsibilities increase with time; Progression is expected and intervention may occur early and frequently; 75-80% success rate

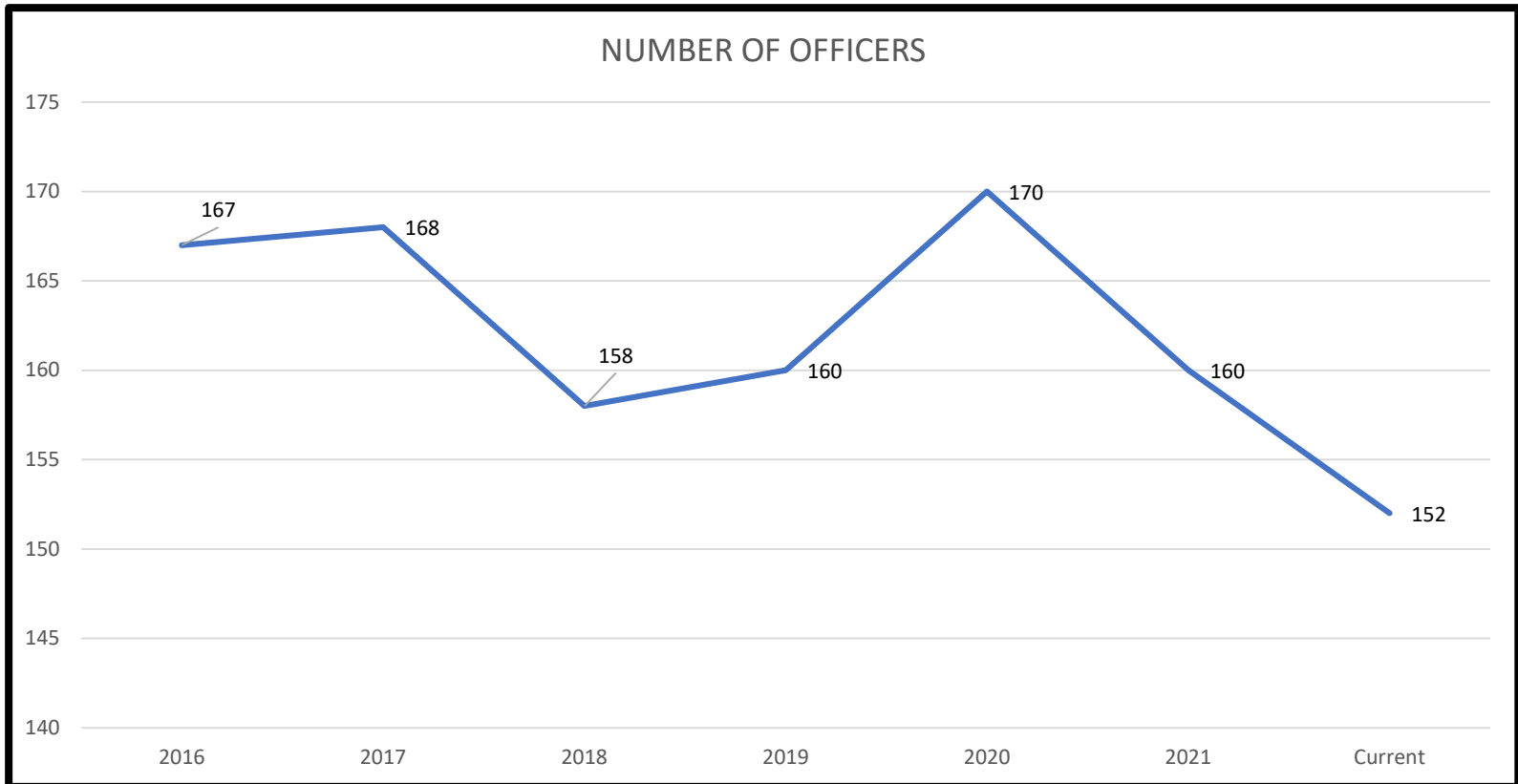
Probationary Period

2 Year Probationary Period: Frequent Performance Evaluations; Mentoring and Development Continues; Early Warning Intervention as appropriate; Officers not meeting organization standards will be released



Department Personnel

Staffing



Department Initiatives

Our Mission: Safeguard our diverse community through proactive law enforcement and problem solving, treating all people with dignity and respect.

We accomplish our mission daily by our work in the community. We build and strengthen our ability to serve the community through our department initiatives.

Our efforts today and moving forward are focused on:

- ❖ Addressing public safety issues important to our community using a collaborative approach,
- ❖ Redefining proactivity to include enforcement as well as meaningful engagement with our whole community,
- ❖ Sharing our work more clearly, regularly and openly with the community



Department Initiatives

Recovery Officer - Pilot Study


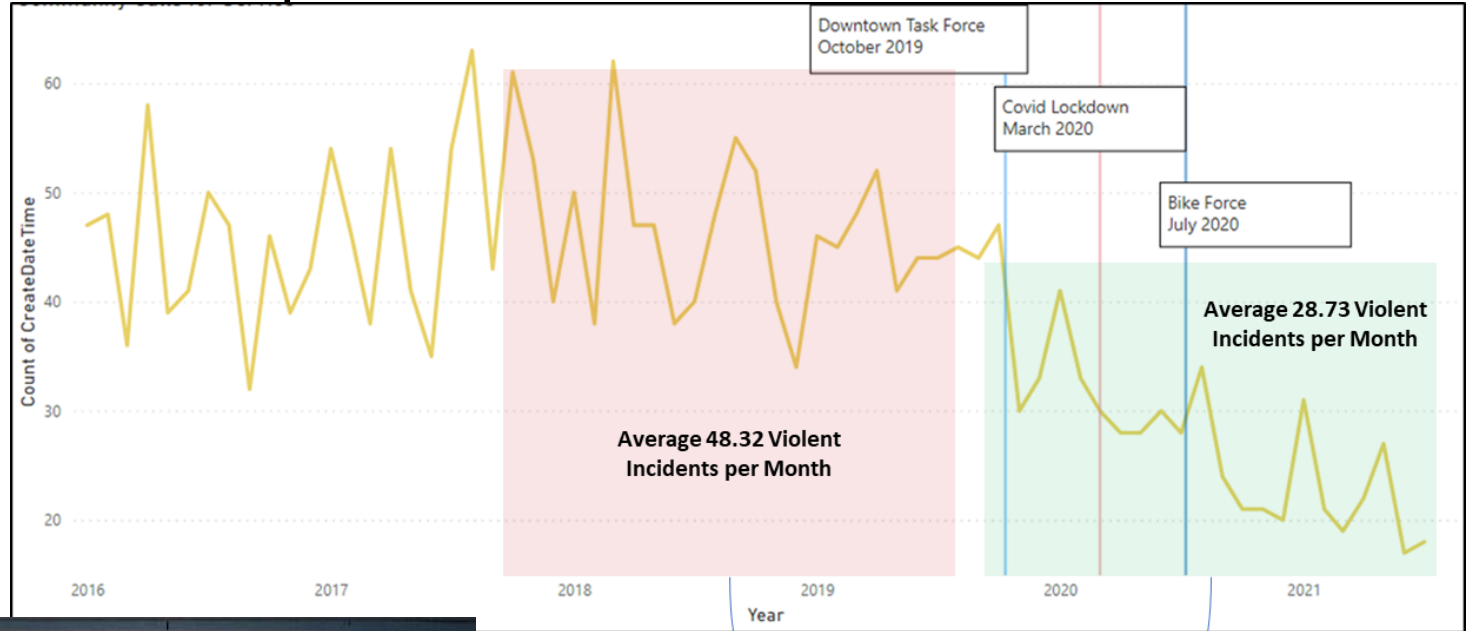
In order to preserve the sanctity of life:

- BPD developed this approach to improve overall response.
- Applies in situations where an involved person has undergone extreme exertion and/or demonstrates other signs of medical vulnerability or distress.
- **De-escalation wherever possible remains our goal**
- Recovery Officer tasks include:
 - closely observe condition of subject,
 - request Berkeley Fire Paramedics respond, and
 - coach involved officers in transitioning from custody to care.
- The Recovery Officer coordinates care based on increased risk before a person presents as a medical emergency.

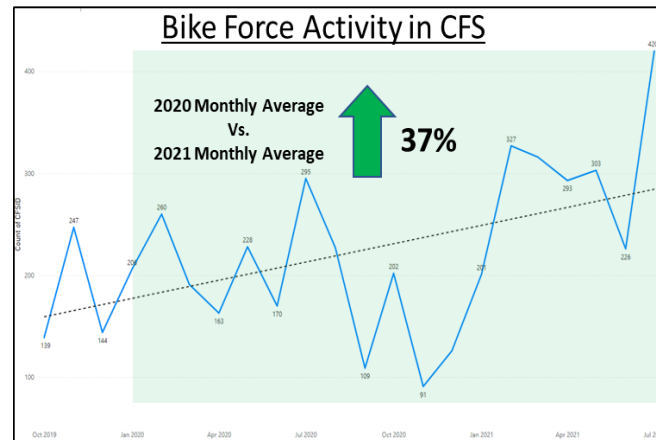


Department Initiatives

Violent Calls for Service in Downtown Area
 Assault/Battery, Robbery, Weapon Brandishing



41%
 Oct. 2017 through Jul. 2019
 Vs.
 Oct. 2019 through July 2021

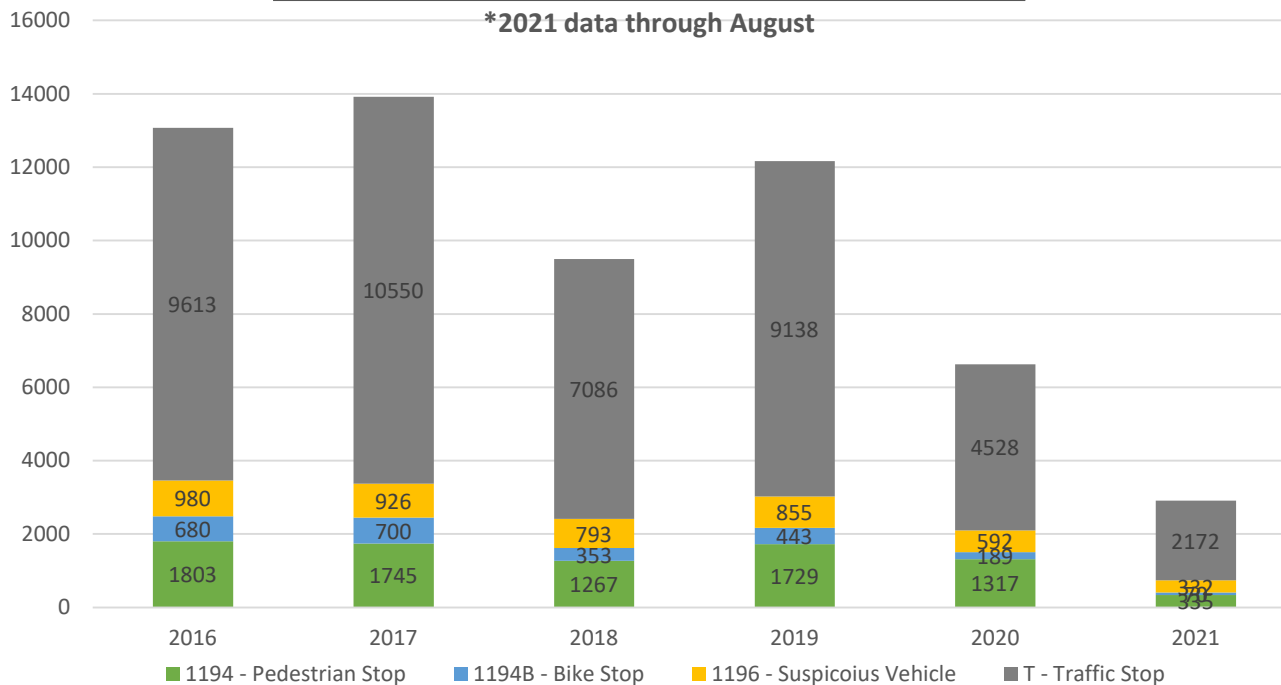


Department Initiatives

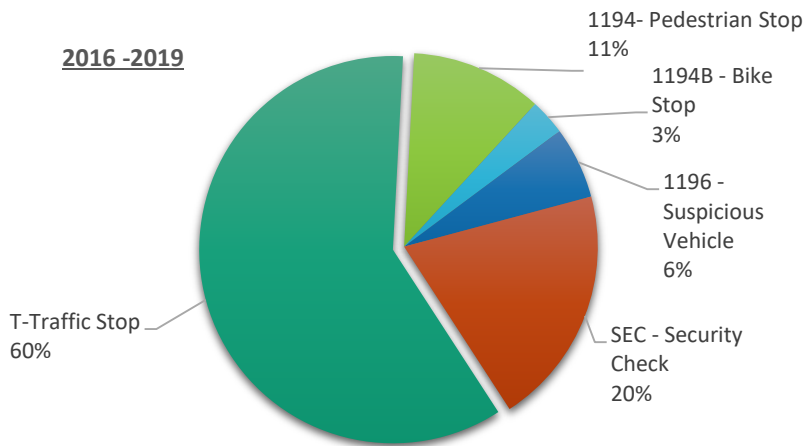
Repurposed and Focused Proactivity

Officer-Initiated Stops (Pedestrian, Bike, Vehicle)

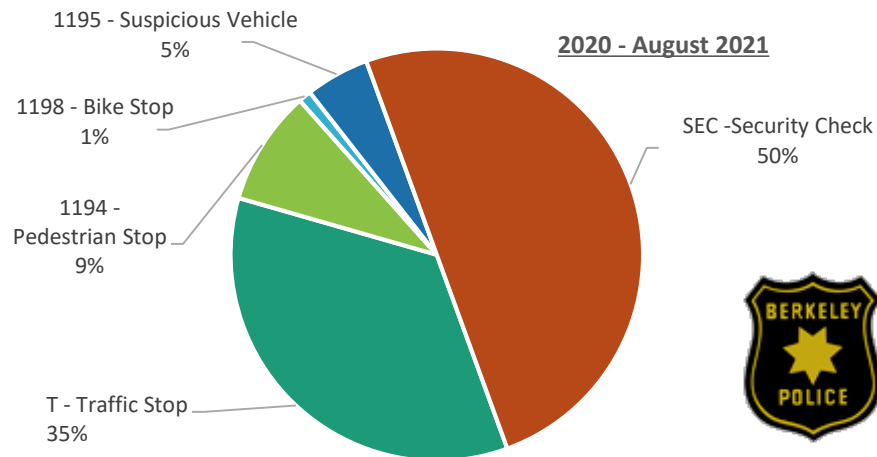
*2021 data through August



2016 - 2019



2020 - August 2021



Department Initiatives

Data Driven Problem Oriented Approaches

Crime Prevention
& Analysis

- ❖ Improve and expand data collection and analysis through Data Analyst Team.
- ❖ Launch data dashboards to improve public facing platforms.
- ❖ Employ public safety responses that ensure the most appropriate and successful options and resources are utilized to solve problems.



Fair and Impartial Policing

Second Quarterly Update

- ❖ Collaborative discussions with FIP Task Force members, Council and PAB representatives; partnering with Transportation and in consideration of Vision Zero Initiative.

Implementation updates:

- ❖ *Recommendations re: Implement a new evidence-based traffic enforcement model*
 - Departmental direction focused on enforcement of violations that are connected to severe/fatal collisions, based on regular review of collision data
 - Policing approaches focused on problem solving
- ❖ *Recommendations re: Implement procedural justice reforms*
 - Departmental data sharing to expand through data dashboards
 - Improvements in data collection of stops, searches and use of force which will allow for deeper analysis.
 - Updates to departmental policies are in progress.



A wide-angle photograph of a suspension bridge at dusk. The bridge spans across a large body of water, with its two main towers and cables clearly visible. The sky is a mix of soft pinks and purples. In the foreground, a city is visible with lights from buildings and a road with traffic. A small island with lights is in the middle ground. The overall mood is serene and contemplative.

Questions?