

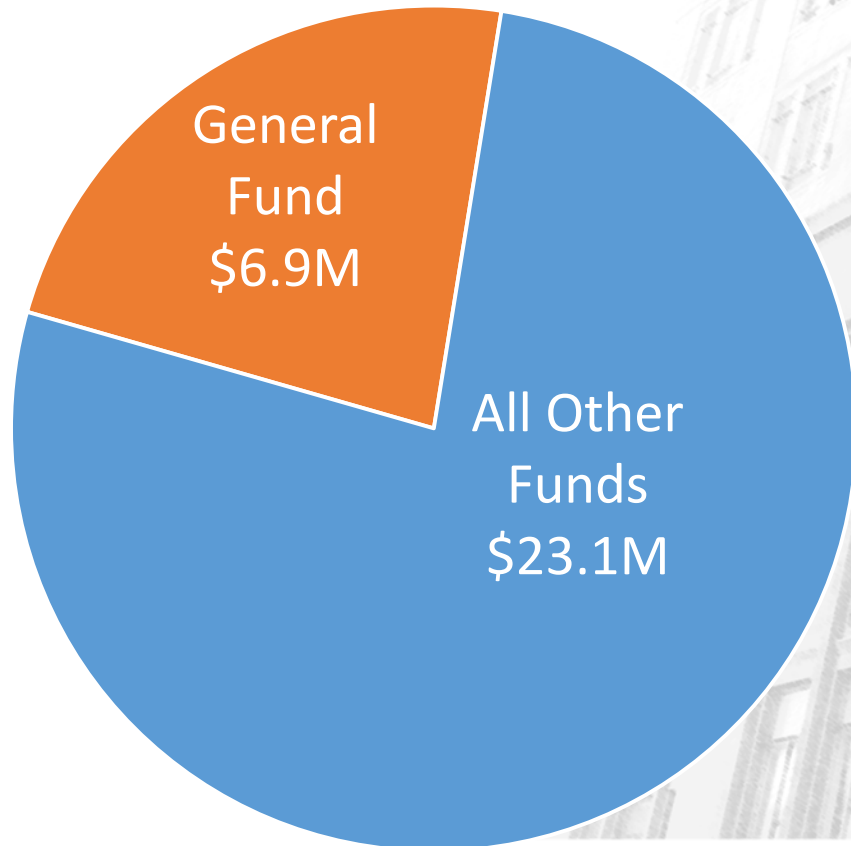
**PARKS, RECREATION &
WATERFRONT
DEPARTMENT**

**PARKS RECREATION
& WATERFRONT
FY 2021
BUDGET DEFERRAL
IMPACTS**

June 2, 2020

OVERVIEW

FY2021 Operating Budget



- 3.9% of Total City GF Budget
- GF is 29% of Total PRW Budget
- 104 Career FTE's/ 23 GF FTE's
- 52 Part-time FTE's/41 GF FTE's (1 PT FTE translates into multiple PT employee's)

PARKS, RECREATION & WATERFRONT

PROPOSED GENERAL FUND DEFERRALS

15 % Reduction Target

- \$445,388: Echo Lake ADA Project (FY20)
 - \$400,000: FY21 CIP Allocation
 - \$111,992: Assistant Recreation Coordinator
- \$957,380

PARKS, RECREATION & WATERFRONT

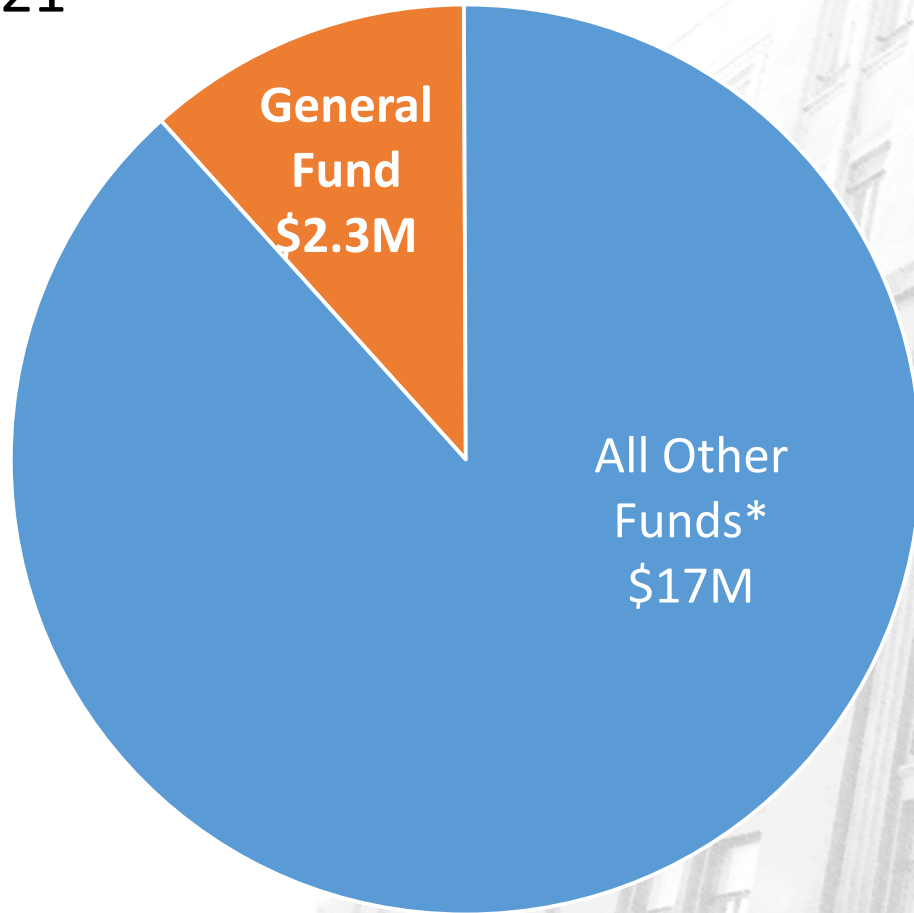
POTENTIAL OTHER CUTS/ DEFFERALS

- \$530,000 in salary savings in FY20.
 1. Vacancies (up to 7 GF vacancies in FY20)
 2. Reduced part-time staff since mid-March
- \$735,000 Recreation staff hiring deferral
6 Additional Recreation Staff

PARKS, RECREATION & WATERFRONT

CAPITAL PROJECTS

FY2021



- Camps Fund*
- Parks Tax
- T1
- Grants
- Annual GF Allocation (400K)
- Waterfront Emergency Funding \$1.9M

*Excludes Berkeley Tuolumne Camp

PARKS, RECREATION & WATERFRONT

POTENTIAL CAPITAL PROJECT CHANGES

- \$5.3M: T1: Delaying 2 projects and accelerating Phase public process instead of using GF \$5.3M allocation.
- \$1.9M: One-time CIP allocation for Marina immediate safety needs
- \$0.4M: Annual CIP allocation
- \$0.45M: One-time CIP allocation for Echo Lake ADA

PARKS, RECREATION & WATERFRONT

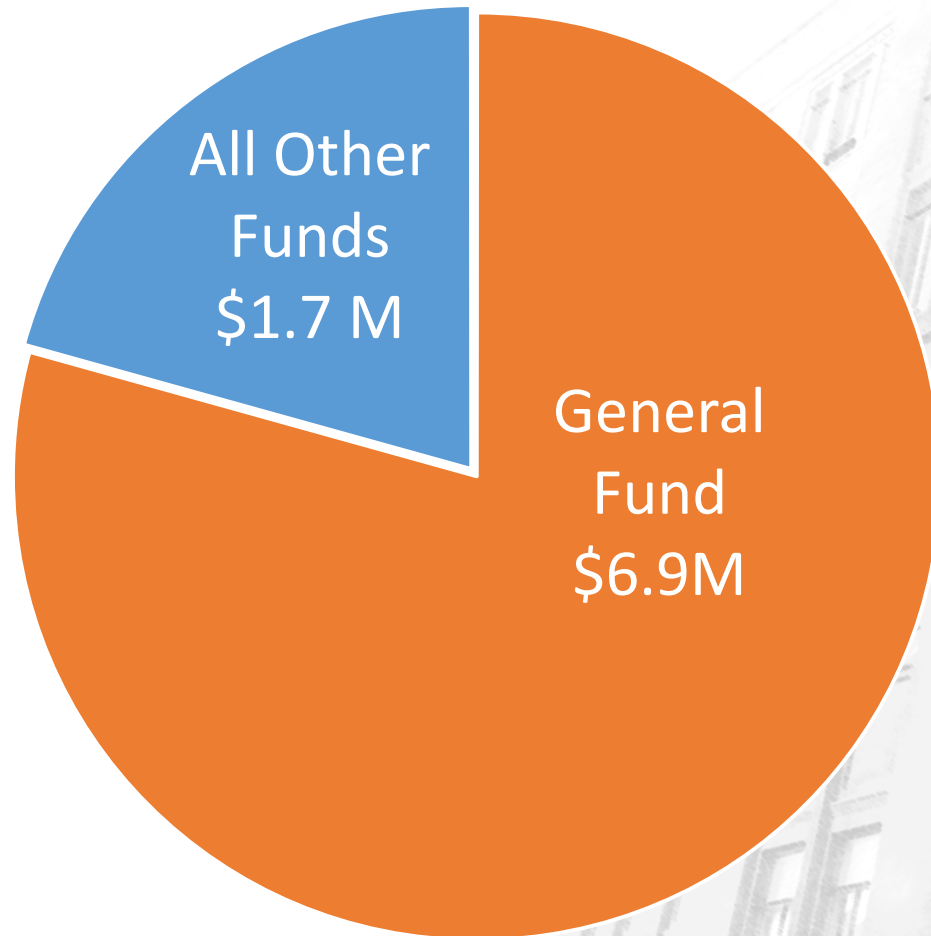
DEFERRED / DELAYED PROJECTS (INCLUDE HANDOUT)

1. Marina Streets Project (T1)
2. Grove Park Improvements (T1)
3. John Hinkel Park Improvements (GF/PT)
4. Ohlone Park Improvements (GF/PT)
5. O&K Dock Electrical (GF)
6. Piling Replacement (GF)
7. Echo Lake ADA (GF – FY20)

PARKS, RECREATION & WATERFRONT

RECREATION SERVICES FUNDING

FY2021



- General Fund supports 80% of the City's Recreation services
- Camps Fund and Marina Fund support 20% of Recreation services

PARKS, RECREATION & WATERFRONT

MAJOR IMPACTS: RECREATION SERVICES

Recreation lost nearly 20% of FTEs after the 2008 recession; they were never restored.

There are 7 vacancies now (30% of current FTEs).

- 28 FTEs in 2008
- 23 FTEs in 2020
- 16 actual FTEs now

Recreation General Fund FTEs, FY08-FY21



PARKS, RECREATION & WATERFRONT

RECREATION VACANCIES (GENERAL FUND)

	Position	FTE	FY21	Notes
1	<i>Assistant Recreation Coordinator</i>	<i>1.0</i>	<i>\$111,992</i>	<i>Included in 15% deferral</i>
2	Assistant Recreation Coordinator	1.0	\$111,992	
3	Assistant Recreation Coordinator	1.0	\$111,020	
4	Aquatics Coordinator	1.0	\$125,251	
5	Recreation Program Supervisor	1.0	\$167,293	
6	Office Specialist II M&C	1.0	\$106,821	
7	Assistant Recreation Coordinator	1.0	\$111,020	
	Total		\$845,389	

RECREATION IMPACTS

- Spring and Summer Programs and Special Events Cancelled
- Modified/Reduced Summer program
- Vacancies in GF FT staff directly correlated to ability to offer low cost and free programs
 1. Reductions in After School, Parks and Playgrounds, Summer Fun Camps, 0-5 classes, Shower Program
 2. Change in participant population
 3. Reduction of Scholarships

PARKS, RECREATION & WATERFRONT

MARINA FUND: PRIOR TO COVID

- Decades of underinvestment in capital at the Waterfront led to a large structural deficit, dwindling reserves and \$110M in infrastructure needs.
- Council responded with major initiatives like BMASP, ferry studies, and \$3.45M for urgent infrastructure repairs.
- Paved way for potential fee increases and increased lease revenue – and an overall improved financial picture for the Marina.
- As recently as February, we were projecting that the Marina Fund would remain solvent beyond FY25.

PARKS, RECREATION & WATERFRONT

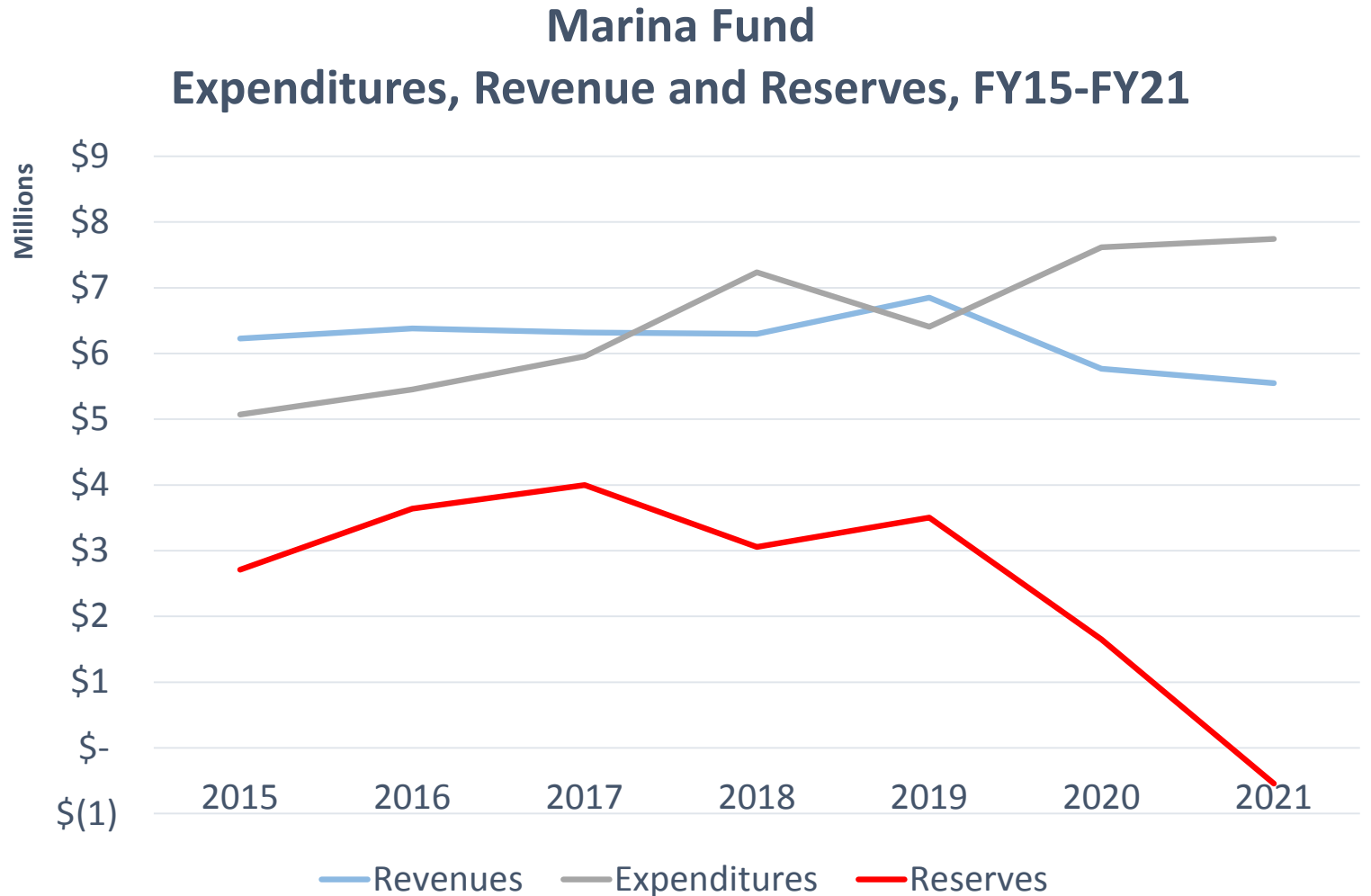
COVID-19 MAJOR IMPACTS: MARINA FUND

\$2.1M in revenue loss in FY20 and FY21.

Fund goes negative in FY21.

*Will need \$550k to stay in black through FY21.

*see next slide



PARKS, RECREATION & WATERFRONT

MARINA FUND CAPITAL IMPACTS

- Excess equity is no longer available to fund the \$1.9M allocated for immediate safety needs at the Marina in FY21.
- At a minimum, the electrical work at O&K needs to be done next year, (\$1.2M).
- If this project is funded out of the Marina Fund, we will need an additional \$550k in General Fund to maintain current operations. This is not included in the \$28.5 M Budget shortfall.

PARKS, RECREATION & WATERFRONT

COVID IMPACTS / AREAS OF CONCERN

- Capital Projects, Recreation Services and Marina Fund
- Fire Fuel growth in absence of funding
 - PRW will have spent \$730k in Tree /Ladder fuel removal
 - Additional funding is not included in the \$28.5M Shortfall
- Realignment of Parks Maintenance staff
 - Focus on cleaning restrooms has kept us from scheduled maintenance
- No Strategic Plan Impacts
- GF overtime (\$3500)
- GF Travel Budget (\$11,100)